

www.kotobarabia.com

رواية

إبراهيم عبد المجيد



www.kotobarabia.com

المسافات

# المسافات

رواية

إبراهيم عبد الجيد

---

---

## طبقا لقوانين الملكية الفكرية

جميع حقوق النشر و التوزيع الالكتروني  
لهذا المصنف محفوظة لكتب عربية. يحظر  
نقل أو إعادة نسخ أو إعادة بيع أي جزء من  
هذا المصنف و بثه الكترونيا (عبر الانترنت أو  
للمكتبات الالكترونية أو الأقراص المدمجة أو أي  
وسيلة أخرى) دون الحصول على إذن كتابي من  
كتب عربية. حقوق الطبع الورقي محفوظة  
للمؤلف أو ناشره طبقا للتعاقدات السارية.

---

---

.....

.....


.....

.....

.....

.....

# الاحتفال



“ ”

.

.

.

.

.

.

.

.

.

.

.

.

!

.

"

.

"

.

\* \* \* \* \*







!...	-
!...	-
!.....	-
!.....	-
!.....	-
!..	-
!...	-
!..	-
!.....	-



1

2

3

4

5

6

7

8

9

10

11

12

13

14

15

16

17

18

19

20

21

22

23

24

25

26

27

28

29

30

31

32

33

34

35

36

37

38

39

40

41

42

43

44

45

46

47

48

49

50

51

52

53

54

55

56

57

58

59

60

61

62

63

64

65

66

67

68

69

70

71

72

73

74

75

76

77

78

79

80

81

82

83

84

85

86

87

88

89

90

91

92

93

94

95

96

97

98

99

100

.

.

.

.

.

...

.

.

"

.

.

.

"

.

.

.

.

.

.

...

.

.

.

.

.

...

.

.

$x_1$                  $x_2$

$x_1$                  $x_2$

$x_1$                  $x_2$

$x_1$                  $x_2$

$x_1$                  $x_2$

$x_1$                  $x_2$

$x_1$                  $x_2$

$x_1$                  $x_2$

$x_1$                  $x_2$

$x_1$                  $x_2$

$x_1$                  $x_2$

$x_1$                  $x_2$

$x_1$                  $x_2$

$x_1$                  $x_2$

$x_1$                  $x_2$

$x_1$                  $x_2$


$x_1$                  $x_2$

$x_1$                  $x_2$

$x_1$                  $x_2$

$x_1$                  $x_2$

$x_1$                  $x_2$





.....  
.....  
.....

.....  
.....  
.....

.....  
.....  
.....

.....  
.....  
.....

.....

-

.

-

.

-

.

:

.

-

:

-

.

.

-

.

.

.

.

-

.

-

.

.

-

.

.

1. The first part of the document discusses the importance of maintaining accurate records of all transactions and activities. It emphasizes that proper record-keeping is essential for transparency and accountability, particularly in the context of public administration and government operations. This section also highlights the role of technology in streamlining record management processes and reducing the risk of data loss or corruption.

2. The second part of the document focuses on the implementation of robust internal controls and risk management frameworks. It outlines the need for regular audits and assessments to identify potential vulnerabilities and ensure compliance with relevant laws and regulations. This section also discusses the importance of fostering a culture of integrity and ethical behavior within the organization, supported by clear policies and procedures.

3. The third part of the document addresses the challenges of data security and privacy protection in the digital age. It emphasizes the need for strong cybersecurity measures, including encryption, access controls, and regular security updates, to safeguard sensitive information from unauthorized access and cyber threats. This section also discusses the importance of data governance and the implementation of privacy policies that align with international standards and best practices.

4. The fourth part of the document discusses the role of stakeholder engagement and communication in achieving organizational goals. It emphasizes the need for transparent and regular communication with all stakeholders, including employees, customers, and the public. This section also discusses the importance of listening to feedback and addressing concerns promptly to build trust and loyalty.

5. The fifth and final part of the document provides a summary of the key findings and recommendations. It reiterates the importance of a holistic approach to organizational management, one that integrates financial, operational, and ethical considerations. The document concludes by expressing confidence in the organization's ability to continue to grow and thrive, provided it remains committed to the principles of transparency, accountability, and integrity.

.

.

.

.

.

.

.

.

"

.

"

.

"

.

.

.

...

" "

-

.

.

.

.

.

!

|| ||

. .

. .

. .

.

.

.

.

.

.

.

...

.

.

.

.

.

|| ||

.

.

.

.

.

...

.

...



	•						
					•		
				•			
			•				
	•		•				—
		•	•				
	•						—
			•				—
				••••			—
		•	•				
					•		
							•
	•		•				—

\* \* \* \* \*

•  $\frac{1}{\sqrt{2}}$  and  $\frac{1}{\sqrt{2}}$  are the maximum values of the function  $f(x, y, z) = \sqrt{x^2 + y^2 + z^2}$  on the unit sphere  $S^2$ .  
•  $\frac{1}{\sqrt{2}}$  and  $\frac{1}{\sqrt{2}}$  are the minimum values of the function  $f(x, y, z) = \sqrt{x^2 + y^2 + z^2}$  on the unit sphere  $S^2$ .  
•  $\frac{1}{\sqrt{2}}$  and  $\frac{1}{\sqrt{2}}$  are the maximum values of the function  $f(x, y, z) = \sqrt{x^2 + y^2 + z^2}$  on the unit sphere  $S^2$ .  
•  $\frac{1}{\sqrt{2}}$  and  $\frac{1}{\sqrt{2}}$  are the minimum values of the function  $f(x, y, z) = \sqrt{x^2 + y^2 + z^2}$  on the unit sphere  $S^2$ .

!...

•  $\frac{1}{\sqrt{2}}$  and  $\frac{1}{\sqrt{2}}$  are the maximum values of the function  $f(x, y, z) = \sqrt{x^2 + y^2 + z^2}$  on the unit sphere  $S^2$ .  
•  $\frac{1}{\sqrt{2}}$  and  $\frac{1}{\sqrt{2}}$  are the minimum values of the function  $f(x, y, z) = \sqrt{x^2 + y^2 + z^2}$  on the unit sphere  $S^2$ .  
•  $\frac{1}{\sqrt{2}}$  and  $\frac{1}{\sqrt{2}}$  are the maximum values of the function  $f(x, y, z) = \sqrt{x^2 + y^2 + z^2}$  on the unit sphere  $S^2$ .  
•  $\frac{1}{\sqrt{2}}$  and  $\frac{1}{\sqrt{2}}$  are the minimum values of the function  $f(x, y, z) = \sqrt{x^2 + y^2 + z^2}$  on the unit sphere  $S^2$ .



.

.

.

.

.

.

.

.

.

.

.

||

. . . . .

||

.

.

.

.

.

.

.

.

.

.

.

.

.

.

.

. . . . .

.

-





2.  $\int_{-\infty}^{\infty} \delta(x) dx = 1$  (normalization)

3.  $\int_{-\infty}^{\infty} f(x) \delta(x - a) dx = f(a)$  (sampling)

4.  $\int_{-\infty}^{\infty} f(x) \delta(x) dx = f(0)$  (sampling)

5.  $\int_{-\infty}^{\infty} f(x) \delta(x - a) dx = f(a)$  (sampling)

6.  $\int_{-\infty}^{\infty} f(x) \delta(x - a) dx = f(a)$  (sampling)

7.  $\int_{-\infty}^{\infty} f(x) \delta(x - a) dx = f(a)$  (sampling)

8.  $\int_{-\infty}^{\infty} f(x) \delta(x - a) dx = f(a)$  (sampling)

9.  $\int_{-\infty}^{\infty} f(x) \delta(x - a) dx = f(a)$  (sampling)

10.  $\int_{-\infty}^{\infty} f(x) \delta(x - a) dx = f(a)$  (sampling)

11.  $\int_{-\infty}^{\infty} f(x) \delta(x - a) dx = f(a)$  (sampling)

12.  $\int_{-\infty}^{\infty} f(x) \delta(x - a) dx = f(a)$  (sampling)

13.  $\int_{-\infty}^{\infty} f(x) \delta(x - a) dx = f(a)$  (sampling)

14.  $\int_{-\infty}^{\infty} f(x) \delta(x - a) dx = f(a)$  (sampling)

15.  $\int_{-\infty}^{\infty} f(x) \delta(x - a) dx = f(a)$  (sampling)

16.  $\int_{-\infty}^{\infty} f(x) \delta(x - a) dx = f(a)$  (sampling)

17.  $\int_{-\infty}^{\infty} f(x) \delta(x - a) dx = f(a)$  (sampling)

18.  $\int_{-\infty}^{\infty} f(x) \delta(x - a) dx = f(a)$  (sampling)

19.  $\int_{-\infty}^{\infty} f(x) \delta(x - a) dx = f(a)$  (sampling)

20.  $\int_{-\infty}^{\infty} f(x) \delta(x - a) dx = f(a)$  (sampling)



.

.

.

.

-

.

.

.

.

.

.

.

-

.

.

.

||

.

||

..

.

.

.

.

.

:

.







\* \* \* \* \*

... ..

...

...

.

.

.

.

.

.

.

.

.

.

.

.

.

.

.

.

.

.

.

!...

.

.

.

.

" "

.

.

.

.

.

.

.

.

!...

.

.

.

.

.

.

.

.

.

.

.

.

.

.

.

.

.

.

.

...

.

...

...

.

.

.

.

.

...

.

.

.

.

.

.

.

.

.

.

.

.

.

-

.

.

.

.

.

.

.

.

.

the "moral" of the story. In the end, the author concludes that the "moral" of the story is that "the only way to achieve happiness is to live in the moment." The author then discusses how this idea applies to the modern world, where people are constantly distracted by technology and social media. The author argues that by focusing on the present, one can find true happiness and fulfillment. The author also mentions that this idea is supported by various philosophical and religious traditions, such as Buddhism and Stoicism. The author concludes by encouraging readers to embrace the present moment and find happiness in the here and now.

!...

.

.

.

.

.

.

.

.

||

||

.

||

.

||

.

.

.

.

.

.





...and the other side of the road.

...and the other side of the road.

!...

...and the other side of the road.

...and the other side of the road.

...and the other side of the road.

...and the other side of the road.

...and the other side of the road.

...and the other side of the road.

...and the other side of the road.

...and the other side of the road.

...and the other side of the road.

...and the other side of the road.

...and the other side of the road.

...and the other side of the road.

...and the other side of the road.

...and the other side of the road.

...and the other side of the road.

...and the other side of the road.

...and the other side of the road.

...and the other side of the road.

"

"

...

1. The first part of the document discusses the importance of maintaining accurate records of all transactions and activities. It emphasizes that proper record-keeping is essential for transparency and accountability, particularly in the context of public administration and government operations. This section also highlights the role of technology in streamlining record management processes and reducing the risk of errors or data loss.

2. The second part of the document focuses on the implementation of robust internal controls and risk management frameworks. It outlines the need for regular audits and assessments to identify potential vulnerabilities and ensure that organizational policies are effectively enforced. This section also discusses the importance of employee training and awareness programs to foster a culture of compliance and ethical behavior.

3. The third part of the document addresses the challenges of data security and privacy protection in the digital age. It provides guidance on how to safeguard sensitive information from unauthorized access, theft, or disclosure. This includes recommendations for implementing strong encryption protocols, access controls, and incident response plans. Additionally, it discusses the legal and regulatory requirements surrounding data protection and the importance of staying up-to-date with evolving standards.

4. The fourth part of the document explores the role of stakeholder engagement and communication in achieving organizational goals. It emphasizes the need for clear, consistent, and transparent communication channels to build trust and foster collaboration among all parties involved. This section also discusses the importance of listening to feedback and addressing concerns in a timely and effective manner.

5. The fifth and final part of the document provides a summary of the key findings and recommendations. It reiterates the importance of a holistic approach to organizational management, one that integrates financial, operational, and human resources. It also provides a call to action for leadership to take ownership of these recommendations and drive positive change throughout the organization.



•

•

•

•

•

•

•

||

||

• • • •

||

||

•

•

•

1. 2000年12月17日，在江蘇省江浦縣江浦鎮，發生一宗命案。一名34歲的男子，在江浦鎮一處民房內，被一名30歲的女子殺害。這名女子是該男子的妻子，兩人結縭多年，育有一子。據悉，這名男子在案發前曾多次向妻子提出離婚，但均遭拒絕。案發後，警方迅速趕到現場，將這名女子逮捕歸案。經屍體檢驗，這名男子死於他殺，傷痕累累。警方在現場發現了一些可疑的證物，目前正在進一步偵查中。

2. 2001年1月15日，在廣州市東莞市，發生一宗命案。一名45歲的男子，在東莞市一處民房內，被一名40歲的女子殺害。這名女子是該男子的前妻，兩人因財產糾紛產生矛盾。據悉，這名男子在案發前曾多次向女子提出離婚，但均遭拒絕。案發後，警方迅速趕到現場，將這名女子逮捕歸案。經屍體檢驗，這名男子死於他殺，傷痕累累。警方在現場發現了一些可疑的證物，目前正在進一步偵查中。

3. 2002年2月10日，在廣州市東莞市，發生一宗命案。一名50歲的男子，在東莞市一處民房內，被一名45歲的女子殺害。這名女子是該男子的前妻，兩人因財產糾紛產生矛盾。據悉，這名男子在案發前曾多次向女子提出離婚，但均遭拒絕。案發後，警方迅速趕到現場，將這名女子逮捕歸案。經屍體檢驗，這名男子死於他殺，傷痕累累。警方在現場發現了一些可疑的證物，目前正在進一步偵查中。

4. 2003年3月5日，在廣州市東莞市，發生一宗命案。一名55歲的男子，在東莞市一處民房內，被一名50歲的女子殺害。這名女子是該男子的前妻，兩人因財產糾紛產生矛盾。據悉，這名男子在案發前曾多次向女子提出離婚，但均遭拒絕。案發後，警方迅速趕到現場，將這名女子逮捕歸案。經屍體檢驗，這名男子死於他殺，傷痕累累。警方在現場發現了一些可疑的證物，目前正在進一步偵查中。

5. 2004年4月1日，在廣州市東莞市，發生一宗命案。一名60歲的男子，在東莞市一處民房內，被一名55歲的女子殺害。這名女子是該男子的前妻，兩人因財產糾紛產生矛盾。據悉，這名男子在案發前曾多次向女子提出離婚，但均遭拒絕。案發後，警方迅速趕到現場，將這名女子逮捕歸案。經屍體檢驗，這名男子死於他殺，傷痕累累。警方在現場發現了一些可疑的證物，目前正在進一步偵查中。

6. 2005年5月15日，在廣州市東莞市，發生一宗命案。一名65歲的男子，在東莞市一處民房內，被一名60歲的女子殺害。這名女子是該男子的前妻，兩人因財產糾紛產生矛盾。據悉，這名男子在案發前曾多次向女子提出離婚，但均遭拒絕。案發後，警方迅速趕到現場，將這名女子逮捕歸案。經屍體檢驗，這名男子死於他殺，傷痕累累。警方在現場發現了一些可疑的證物，目前正在進一步偵查中。

7. 2006年6月10日，在廣州市東莞市，發生一宗命案。一名70歲的男子，在東莞市一處民房內，被一名65歲的女子殺害。這名女子是該男子的前妻，兩人因財產糾紛產生矛盾。據悉，這名男子在案發前曾多次向女子提出離婚，但均遭拒絕。案發後，警方迅速趕到現場，將這名女子逮捕歸案。經屍體檢驗，這名男子死於他殺，傷痕累累。警方在現場發現了一些可疑的證物，目前正在進一步偵查中。

8. 2007年7月5日，在廣州市東莞市，發生一宗命案。一名75歲的男子，在東莞市一處民房內，被一名70歲的女子殺害。這名女子是該男子的前妻，兩人因財產糾紛產生矛盾。據悉，這名男子在案發前曾多次向女子提出離婚，但均遭拒絕。案發後，警方迅速趕到現場，將這名女子逮捕歸案。經屍體檢驗，這名男子死於他殺，傷痕累累。警方在現場發現了一些可疑的證物，目前正在進一步偵查中。

9. 2008年8月1日，在廣州市東莞市，發生一宗命案。一名80歲的男子，在東莞市一處民房內，被一名75歲的女子殺害。這名女子是該男子的前妻，兩人因財產糾紛產生矛盾。據悉，這名男子在案發前曾多次向女子提出離婚，但均遭拒絕。案發後，警方迅速趕到現場，將這名女子逮捕歸案。經屍體檢驗，這名男子死於他殺，傷痕累累。警方在現場發現了一些可疑的證物，目前正在進一步偵查中。

10. 2009年9月15日，在廣州市東莞市，發生一宗命案。一名85歲的男子，在東莞市一處民房內，被一名80歲的女子殺害。這名女子是該男子的前妻，兩人因財產糾紛產生矛盾。據悉，這名男子在案發前曾多次向女子提出離婚，但均遭拒絕。案發後，警方迅速趕到現場，將這名女子逮捕歸案。經屍體檢驗，這名男子死於他殺，傷痕累累。警方在現場發現了一些可疑的證物，目前正在進一步偵查中。

11. 2010年10月10日，在廣州市東莞市，發生一宗命案。一名90歲的男子，在東莞市一處民房內，被一名85歲的女子殺害。這名女子是該男子的前妻，兩人因財產糾紛產生矛盾。據悉，這名男子在案發前曾多次向女子提出離婚，但均遭拒絕。案發後，警方迅速趕到現場，將這名女子逮捕歸案。經屍體檢驗，這名男子死於他殺，傷痕累累。警方在現場發現了一些可疑的證物，目前正在進一步偵查中。

12. 2011年11月5日，在廣州市東莞市，發生一宗命案。一名95歲的男子，在東莞市一處民房內，被一名90歲的女子殺害。這名女子是該男子的前妻，兩人因財產糾紛產生矛盾。據悉，這名男子在案發前曾多次向女子提出離婚，但均遭拒絕。案發後，警方迅速趕到現場，將這名女子逮捕歸案。經屍體檢驗，這名男子死於他殺，傷痕累累。警方在現場發現了一些可疑的證物，目前正在進一步偵查中。

13. 2012年12月1日，在廣州市東莞市，發生一宗命案。一名100歲的男子，在東莞市一處民房內，被一名95歲的女子殺害。這名女子是該男子的前妻，兩人因財產糾紛產生矛盾。據悉，這名男子在案發前曾多次向女子提出離婚，但均遭拒絕。案發後，警方迅速趕到現場，將這名女子逮捕歸案。經屍體檢驗，這名男子死於他殺，傷痕累累。警方在現場發現了一些可疑的證物，目前正在進一步偵查中。

•

•

•

•

•

•

•

•

•

•

•

•

•

•

•

•

•

•

•

•

•

•••


•

•

••••••••

•

•



and the length of the period of the oscillation. The oscillation is not a simple harmonic motion, but it is a periodic motion. The period of the oscillation is the time taken for the system to return to its initial state. The period of the oscillation is the time taken for the system to return to its initial state. The period of the oscillation is the time taken for the system to return to its initial state.

The period of the oscillation is the time taken for the system to return to its initial state. The period of the oscillation is the time taken for the system to return to its initial state. The period of the oscillation is the time taken for the system to return to its initial state. The period of the oscillation is the time taken for the system to return to its initial state. The period of the oscillation is the time taken for the system to return to its initial state.

The period of the oscillation is the time taken for the system to return to its initial state. The period of the oscillation is the time taken for the system to return to its initial state. The period of the oscillation is the time taken for the system to return to its initial state. The period of the oscillation is the time taken for the system to return to its initial state. The period of the oscillation is the time taken for the system to return to its initial state.

The period of the oscillation is the time taken for the system to return to its initial state. The period of the oscillation is the time taken for the system to return to its initial state. The period of the oscillation is the time taken for the system to return to its initial state. The period of the oscillation is the time taken for the system to return to its initial state. The period of the oscillation is the time taken for the system to return to its initial state.

The period of the oscillation is the time taken for the system to return to its initial state. The period of the oscillation is the time taken for the system to return to its initial state. The period of the oscillation is the time taken for the system to return to its initial state. The period of the oscillation is the time taken for the system to return to its initial state. The period of the oscillation is the time taken for the system to return to its initial state.



. -  
 . -  
 . -  
 . -  
 . -  
 : -  
 . -  
 . -  
 : !  
 : -  
 . -  
 . -  
 : .  
 . -  
 : !...



107

.

-

.

108

...

.

-

.

.

...

.

.

.

.

.

.

.

.

.

.

.

...

...

.

.

109

1

2

3

4

5

6

7

8

9

10

11

12

13

14

15

16

17

18

19

20

21

22

23

24

25

26

27

28

29

30

31

32

33

34

35

36

37

38

39

40

41

42

43

44

45

46

47

48

49

50

51

52

53

54

55

56

57

58

59

60

61

62

63

64

65

66

67

68

69

70

71

72

73

74

75

76

77

78

79

80

81

82

83

84

85

86

87

88

89

90

91

92

93

94

95

96

97

98

99

100

101

102

103

104

105

106

107

108

109

110

111

112

113

114

115

116

117

118

119

120

121

122

123

124

125

126

127

128

129

130

131

132

133

134

135

136

137

138

139

140

141

142

143

144

145

146

147

148

149

150

151

152

153

154

155

156

157

158

159

160

161

162

163

164

165

166

167

168

169

170

171

172

173

174

175

176

177

178

179

180

181

182

183

184

185

186

187

188

189

190

191

192

193

194

195

196

197

198

199

200

201

202

203

204

205

206

207

208

209

210

211

212

213

214

215

216

217

218

219

220

221

222

223

224

225

226

227

228

229

230

231

232

233

234

235

236

237

238

239

240

241

242

243

244

245

246

247

248

249

250

251

252

253

254

255

256

257

258

259

260

261

262

263

264

265

266

267

268

269

270

271

272

273

274

275

276

277

278

279

280

281

282

283

284

285

286

.....

.....

.....

.....

.....

.....

.....

.....

.....

.....

.....

.....

.....

.....

.....

.....

.....

.....

.....

and the other is a "small" number, say 10. In this case, the first number is the "large" number, and the second number is the "small" number. In this case, the first number is the "large" number, and the second number is the "small" number.

Now, let's consider the case where the first number is a "small" number, say 10, and the second number is a "large" number, say 100. In this case, the first number is the "small" number, and the second number is the "large" number. In this case, the first number is the "small" number, and the second number is the "large" number.

!....

Now, let's consider the case where the first number is a "small" number, say 10, and the second number is a "small" number, say 10. In this case, the first number is the "small" number, and the second number is the "small" number. In this case, the first number is the "small" number, and the second number is the "small" number.

Now, let's consider the case where the first number is a "large" number, say 100, and the second number is a "small" number, say 10. In this case, the first number is the "large" number, and the second number is the "small" number. In this case, the first number is the "large" number, and the second number is the "small" number.

" ....

Now, let's consider the case where the first number is a "small" number, say 10, and the second number is a "large" number, say 100. In this case, the first number is the "small" number, and the second number is the "large" number. In this case, the first number is the "small" number, and the second number is the "large" number.

.

...

" :

.

"

.

.

!.....

\* \* \* \*


# التحويلات





!...





.

.

.

.

.

.

.

.

.

.

.

.

.

.

...

.

.

.

.

.

!...

.

.

.

.

.

.

.

.

.

.

...

...

.

...

.

.

.

...

...

..

.

.

..

.

.

.

.

.

.

.

.

.

.

.

.

.

.

!...

!

...

.

.

.

.

.

.

.

.

1  
 2  
 3  
 4  
 5  
 6  
 7  
 8  
 9  
 10  
 11  
 12  
 13  
 14  
 15  
 16  
 17  
 18  
 19  
 20  
 21  
 22  
 23  
 24  
 25  
 26  
 27  
 28  
 29  
 30  
 31  
 32  
 33  
 34  
 35  
 36  
 37  
 38  
 39  
 40  
 41  
 42  
 43  
 44  
 45  
 46  
 47  
 48  
 49  
 50  
 51  
 52  
 53  
 54  
 55  
 56  
 57  
 58  
 59  
 60  
 61  
 62  
 63  
 64  
 65  
 66  
 67  
 68  
 69  
 70  
 71  
 72  
 73  
 74  
 75  
 76  
 77  
 78  
 79  
 80  
 81  
 82  
 83  
 84  
 85  
 86  
 87  
 88  
 89  
 90  
 91  
 92  
 93  
 94  
 95  
 96  
 97  
 98  
 99  
 100  
 101  
 102  
 103  
 104  
 105  
 106  
 107  
 108  
 109  
 110  
 111  
 112  
 113  
 114  
 115  
 116  
 117  
 118  
 119  
 120  
 121  
 122  
 123  
 124  
 125  
 126  
 127  
 128  
 129  
 130  
 131  
 132  
 133  
 134  
 135  
 136  
 137  
 138  
 139  
 140  
 141  
 142  
 143  
 144  
 145  
 146  
 147  
 148  
 149  
 150  
 151  
 152  
 153  
 154  
 155  
 156  
 157  
 158  
 159  
 160  
 161  
 162  
 163  
 164  
 165  
 166  
 167  
 168  
 169  
 170  
 171  
 172  
 173  
 174  
 175  
 176  
 177  
 178  
 179  
 180  
 181  
 182  
 183  
 184  
 185  
 186  
 187  
 188  
 189  
 190  
 191  
 192  
 193  
 194  
 195  
 196  
 197  
 198  
 199  
 200  
 201  
 202  
 203  
 204  
 205  
 206  
 207  
 208  
 209  
 210  
 211  
 212  
 213  
 214  
 215  
 216  
 217  
 218  
 219  
 220  
 221  
 222  
 223  
 224  
 225  
 226  
 227  
 228  
 229  
 230  
 231  
 232  
 233  
 234  
 235  
 236  
 237  
 238  
 239  
 240  
 241  
 242  
 243  
 244  
 245  
 246  
 247  
 248  
 249  
 250  
 251  
 252  
 253  
 254  
 255  
 256  
 257  
 258  
 259  
 260  
 261  
 262  
 263  
 264  
 265  
 266  
 267  
 268  
 269  
 270  
 271  
 272  
 273  
 274  
 275  
 276  
 277  
 278  
 279  
 280  
 281  
 282  
 283  
 284  
 285  
 286  
 287  
 288  
 289  
 290  
 291  
 292  
 293  
 294  
 295  
 296  
 297  
 298  
 299  
 300  
 301  
 302  
 303  
 304  
 305  
 306  
 307  
 308  
 309  
 310  
 311  
 312  
 313  
 314  
 315  
 316  
 317  
 318  
 319  
 320  
 321  
 322  
 323  
 324  
 325  
 326  
 327  
 328  
 329  
 330  
 331  
 332  
 333  
 334  
 335  
 336  
 337  
 338  
 339  
 340  
 341  
 342  
 343  
 344  
 345  
 346  
 347  
 348  
 349  
 350  
 351  
 352  
 353  
 354  
 355  
 356  
 357  
 358  
 359  
 360  
 361  
 362  
 363  
 364  
 365  
 366  
 367  
 368  
 369  
 370  
 371  
 372  
 373  
 374  
 375  
 376  
 377  
 378  
 379  
 380  
 381  
 382  
 383  
 384  
 385  
 386  
 387  
 388  
 389  
 390  
 391  
 392  
 393  
 394  
 395  
 396  
 397  
 398  
 399  
 400  
 401  
 402  
 403  
 404  
 405  
 406  
 407  
 408  
 409  
 410  
 411  
 412  
 413  
 414  
 415  
 416  
 417  
 418  
 419  
 420  
 421  
 422  
 423  
 424  
 425  
 426  
 427  
 428  
 429  
 430  
 431  
 432  
 433  
 434  
 435  
 436  
 437  
 438  
 439  
 440  
 441  
 442  
 443  
 444  
 445  
 446  
 447  
 448  
 449  
 450  
 451  
 452  
 453  
 454  
 455  
 456  
 457  
 458  
 459  
 460  
 461  
 462  
 463  
 464  
 465  
 466  
 467  
 468  
 469  
 470  
 471  
 472  
 473  
 474  
 475  
 476  
 477  
 478  
 479  
 480  
 481  
 482  
 483  
 484  
 485  
 486  
 487  
 488  
 489  
 490  
 491  
 492  
 493  
 494  
 495  
 496  
 497  
 498  
 499  
 500  
 501  
 502  
 503  
 504  
 505  
 506  
 507  
 508  
 509  
 510  
 511  
 512  
 513  
 514  
 515  
 516  
 517  
 518  
 519  
 520  
 521  
 522  
 523  
 524  
 525  
 526  
 527  
 528  
 529  
 530  
 531  
 532  
 533  
 534  
 535  
 536  
 537  
 538  
 539  
 540  
 541  
 542  
 543  
 544  
 545  
 546  
 547  
 548  
 549  
 550  
 551  
 552  
 553  
 554  
 555  
 556  
 557  
 558  
 559  
 560  
 561  
 562  
 563  
 564  
 565  
 566  
 567  
 568  
 569  
 570  
 571  
 572  
 573  
 574  
 575  
 576  
 577  
 578  
 579  
 580  
 581  
 582  
 583  
 584  
 585  
 586  
 587  
 588  
 589  
 590  
 591  
 592  
 593  
 594  
 595  
 596  
 597  
 598  
 599  
 600  
 601  
 602  
 603  
 604  
 605  
 606  
 607  
 608  
 609  
 610  
 611  
 612  
 613  
 614  
 615  
 616  
 617  
 618  
 619  
 620  
 621  
 622  
 623  
 624  
 625  
 626  
 627  
 628  
 629  
 630  
 631  
 632  
 633  
 634  
 635  
 636  
 637  
 638  
 639  
 640  
 641  
 642  
 643  
 644  
 645  
 646  
 647  
 648  
 649  
 650  
 651  
 652  
 653  
 654  
 655  
 656  
 657  
 658  
 659  
 660  
 661  
 662  
 663  
 664  
 665  
 666  
 667  
 668  
 669  
 670  
 671  
 672  
 673  
 674  
 675  
 676  
 677  
 678  
 679  
 680  
 681  
 682  
 683  
 684  
 685  
 686  
 687  
 688  
 689  
 690  
 691  
 692  
 693  
 694  
 695  
 696  
 697  
 698  
 699  
 700  
 701  
 702  
 703  
 704  
 705  
 706  
 707  
 708  
 709  
 710  
 711  
 712  
 713  
 714  
 715  
 716  
 717  
 718  
 719  
 720  
 721  
 722  
 723  
 724  
 725  
 726  
 727  
 728  
 729  
 730  
 731  
 732  
 733  
 734  
 735  
 736  
 737  
 738  
 739  
 740  
 741  
 742  
 743  
 744  
 745  
 746  
 747  
 748  
 749  
 750  
 751  
 752  
 753  
 754  
 755  
 756  
 757  
 758  
 759  
 760  
 761  
 762  
 763  
 764  
 765  
 766  
 767  
 768  
 769  
 770  
 771  
 772  
 773  
 774  
 775  
 776  
 777  
 778  
 779  
 780  
 781  
 782  
 783  
 784  
 785  
 786  
 787  
 788  
 789  
 790  
 791  
 792  
 793  
 794  
 795  
 796  
 797  
 798  
 799  
 800  
 801  
 802  
 803  
 804  
 805  
 806  
 807  
 808  
 809  
 810  
 811  
 812  
 813  
 814  
 815  
 816  
 817  
 818  
 819  
 820  
 821  
 822  
 823  
 824  
 825  
 826  
 827  
 828  
 829  
 830  
 831  
 832  
 833  
 834  
 835  
 836  
 837  
 838  
 839  
 840  
 841  
 842  
 843  
 844  
 845  
 846  
 847  
 848  
 849  
 850  
 851  
 852  
 853  
 854  
 855  
 856  
 857  
 858  
 859  
 860  
 861  
 862  
 863  
 864  
 865  
 866  
 867  
 868  
 869  
 870  
 871  
 872  
 873  
 874  
 875  
 876  
 877  
 878  
 879  
 880  
 881  
 882  
 883  
 884  
 885  
 886  
 887  
 888  
 889  
 890  
 891  
 892  
 893  
 894  
 895  
 896  
 897  
 898  
 899  
 900  
 901  
 902  
 903  
 904  
 905  
 906  
 907  
 908  
 909  
 910  
 911  
 912  
 913  
 914  
 915  
 916  
 917  
 918  
 919  
 920  
 921  
 922  
 923  
 924  
 925  
 926  
 927  
 928  
 929  
 930  
 931  
 932  
 933  
 934  
 935  
 936  
 937  
 938  
 939  
 940  
 941  
 942  
 943  
 944  
 945  
 946  
 947  
 948  
 949  
 950  
 951  
 952  
 953  
 954  
 955  
 956  
 957  
 958  
 959  
 960  
 961  
 962  
 963  
 964  
 965  
 966  
 967  
 968  
 969  
 970  
 971  
 972  
 973  
 974  
 975  
 976  
 977  
 978  
 979  
 980  
 981  
 982  
 983  
 984  
 985  
 986  
 987  
 988  
 989  
 990  
 991  
 992  
 993  
 994  
 995  
 996  
 997  
 998  
 999  
 1000



" : " ...

" : " ...  
:  
:


"!... "

" .

" .

!

!...





1

.

.

||

.

.

||

...

.

.

...

.

.

.

.

.

.

..

" :

"!...

" :

"

"

"

...

:

"

"

" .  
.

"

" .  
.

"

..

.

.

.

.

" .  
.

.

.

.

.

.

.

"

...

.

.

\* \* \* \* \*




Figure 1.1: A linear relationship between the number of children and the number of hours per week spent on child care.

Figure 1.1 shows a linear relationship between the number of children and the number of hours per week spent on child care. The relationship is linear because the change in the number of hours per week spent on child care is constant for each additional child.

Year	Number of cases		Rate per 100,000 population
	Male	Female	
1980	10	10	10
1981	10	10	10
1982	10	10	10
1983	10	10	10
1984	10	10	10
1985	10	10	10
1986	10	10	10
1987	10	10	10
1988	10	10	10
1989	10	10	10
1990	10	10	10
1991	10	10	10
1992	10	10	10
1993	10	10	10
1994	10	10	10
1995	10	10	10
1996	10	10	10
1997	10	10	10
1998	10	10	10
1999	10	10	10
2000	10	10	10
2001	10	10	10
2002	10	10	10
2003	10	10	10
2004	10	10	10
2005	10	10	10
2006	10	10	10
2007	10	10	10
2008	10	10	10
2009	10	10	10
2010	10	10	10
2011	10	10	10
2012	10	10	10
2013	10	10	10
2014	10	10	10
2015	10	10	10
2016	10	10	10
2017	10	10	10
2018	10	10	10
2019	10	10	10
2020	10	10	10
2021	10	10	10
2022	10	10	10
2023	10	10	10
2024	10	10	10
2025	10	10	10
2026	10	10	10
2027	10	10	10
2028	10	10	10
2029	10	10	10
2030	10	10	10
2031	10	10	10
2032	10	10	10
2033	10	10	10
2034	10	10	10
2035	10	10	10
2036	10	10	10
2037	10	10	10
2038	10	10	10
2039	10	10	10
2040	10	10	10
2041	10	10	10
2042	10	10	10
2043	10	10	10
2044	10	10	10
2045	10	10	10
2046	10	10	10
2047	10	10	10
2048	10	10	10
2049	10	10	10
2050	10	10	10
2051	10	10	10
2052	10	10	10
2053	10	10	10
2054	10	10	10
2055	10	10	10
2056	10	10	10
2057	10	10	10
2058	10	10	10
2059	10	10	10
2060	10	10	10
2061	10	10	10
2062	10	10	10
2063	10	10	10
2064	10	10	10
2065	10	10	10
2066	10	10	10
2067	10	10	10
2068	10	10	10
2069	10	10	10
2070	10	10	10
2071	10	10	10
2072	10	10	10
2073	10	10	10
2074	10	10	10
2075	10	10	10
2076	10	10	10
2077	10	10	10
2078	10	10	10
2079	10	10	10
2080	10	10	10
2081	10	10	10
2082	10	10	10
2083	10	10	10
2084	10	10	10
2085	10	10	10
2086	10	10	10
2087	10	10	10
2088	10	10	10
2089	10	10	10
2090	10	10	10
2091	10	10	10
2092	10	10	10
2093	10	10	10
2094	10	10	10
2095	10	10	10
2096	10	10	10
2097	10	10	10
2098	10	10	10
2099	10	10	10
2100	10	10	10



.

.

.

.

-

.

.

.

.

-

.

.

.

.

.

.

.

!

.

.

.

.

.

.

.

-

.

( )



•  $\frac{1}{2} \times \frac{1}{2} = \frac{1}{4}$       -

...

•

•  $\frac{1}{2} \times \frac{1}{2} = \frac{1}{4}$       -

...

•

... ..

•

•  $\frac{1}{2} \times \frac{1}{2} = \frac{1}{4}$       -

•  $\frac{1}{2} \times \frac{1}{2} = \frac{1}{4}$       -

!

•

!

•  $\frac{1}{2} \times \frac{1}{2} = \frac{1}{4}$       -

-

...

-

1.  $\frac{1}{x^2} = x^{-2}$

2.  $\frac{d}{dx} x^{-2} = -2x^{-3}$

3.  $= -2x^{-3}$

4.  $= -\frac{2}{x^3}$

5.  $= -\frac{2}{x^2 \cdot x}$

6.  $= -\frac{2}{x^3}$

7.  $\frac{1}{x^2} = x^{-2}$

8.  $\frac{d}{dx} x^{-2} = -2x^{-3}$

9.  $= -2x^{-3}$

10.  $= -\frac{2}{x^3}$

11.  $= -\frac{2}{x^2 \cdot x}$

12.  $= -\frac{2}{x^3}$

13.  $\frac{1}{x^2} = x^{-2}$

14.  $\frac{d}{dx} x^{-2} = -2x^{-3}$

15.  $= -2x^{-3}$

16.  $= -\frac{2}{x^3}$

17.  $= -\frac{2}{x^2 \cdot x}$

18.  $= -\frac{2}{x^3}$

19.  $\frac{1}{x^2} = x^{-2}$

20.  $\frac{d}{dx} x^{-2} = -2x^{-3}$

21.  $= -2x^{-3}$

22.  $= -\frac{2}{x^3}$

23.  $= -\frac{2}{x^2 \cdot x}$

24.  $= -\frac{2}{x^3}$

.

.

.

.

—

—

.

.

.

.

.

.

.

.

.

.

.

.

.

.

.

.

.

.

.

.

.

.

.

.

..

—

".....!"

\* \* \* \* \*

.

.

.

.

.

.

.

.

.

»

.

.

.

.

.

»

.

.

.

.

.

...

—





1. 2004年11月16日，甲、乙、丙三人共同出资设立A公司，注册资本为1000万元。甲、乙、丙三人分别持有A公司40%、30%、30%的股权。2005年12月31日，A公司经审计的净利润为1000万元。2006年1月1日，A公司股东会决议将2005年度净利润的10%作为法定公积金留存，其余90%按照出资比例进行分配。2006年1月15日，A公司向甲、乙、丙三人分别支付了股息360万元、270万元、270万元。

2. 2006年3月1日，A公司股东会决议将2005年度净利润的10%作为法定公积金留存，其余90%按照出资比例进行分配。2006年3月15日，A公司向甲、乙、丙三人分别支付了股息360万元、270万元、270万元。

3. 2006年4月1日，A公司股东会决议将2005年度净利润的10%作为法定公积金留存，其余90%按照出资比例进行分配。2006年4月15日，A公司向甲、乙、丙三人分别支付了股息360万元、270万元、270万元。

4. 2006年5月1日，A公司股东会决议将2005年度净利润的10%作为法定公积金留存，其余90%按照出资比例进行分配。2006年5月15日，A公司向甲、乙、丙三人分别支付了股息360万元、270万元、270万元。

5. 2006年6月1日，A公司股东会决议将2005年度净利润的10%作为法定公积金留存，其余90%按照出资比例进行分配。2006年6月15日，A公司向甲、乙、丙三人分别支付了股息360万元、270万元、270万元。

6. 2006年7月1日，A公司股东会决议将2005年度净利润的10%作为法定公积金留存，其余90%按照出资比例进行分配。2006年7月15日，A公司向甲、乙、丙三人分别支付了股息360万元、270万元、270万元。

7. 2006年8月1日，A公司股东会决议将2005年度净利润的10%作为法定公积金留存，其余90%按照出资比例进行分配。2006年8月15日，A公司向甲、乙、丙三人分别支付了股息360万元、270万元、270万元。

8. 2006年9月1日，A公司股东会决议将2005年度净利润的10%作为法定公积金留存，其余90%按照出资比例进行分配。2006年9月15日，A公司向甲、乙、丙三人分别支付了股息360万元、270万元、270万元。

9. 2006年10月1日，A公司股东会决议将2005年度净利润的10%作为法定公积金留存，其余90%按照出资比例进行分配。2006年10月15日，A公司向甲、乙、丙三人分别支付了股息360万元、270万元、270万元。

10. 2006年11月1日，A公司股东会决议将2005年度净利润的10%作为法定公积金留存，其余90%按照出资比例进行分配。2006年11月15日，A公司向甲、乙、丙三人分别支付了股息360万元、270万元、270万元。

11. 2006年12月1日，A公司股东会决议将2005年度净利润的10%作为法定公积金留存，其余90%按照出资比例进行分配。2006年12月15日，A公司向甲、乙、丙三人分别支付了股息360万元、270万元、270万元。

12. 2006年12月31日，A公司经审计的净利润为1000万元。

1. The first part of the document discusses the importance of maintaining accurate records of all transactions and activities. It emphasizes that this is crucial for ensuring transparency and accountability in the organization's operations. The text notes that without proper record-keeping, it becomes difficult to track expenses, revenues, and other financial data, which can lead to errors and discrepancies.

2. The second part of the document outlines the various methods and tools used for record-keeping. It mentions the use of spreadsheets, accounting software, and manual ledgers. It also discusses the importance of regularly updating and reviewing these records to ensure they remain current and accurate. The text suggests that using digital tools can significantly reduce the risk of human error and improve the efficiency of the record-keeping process.

3. The third part of the document focuses on the security and protection of records. It highlights the need for implementing robust security measures to prevent unauthorized access, loss, or destruction of data. This includes using secure storage solutions, implementing access controls, and regularly backing up data. The text also mentions the importance of having a disaster recovery plan in place to ensure that records can be restored in the event of a system failure or natural disaster.

4. The fourth part of the document discusses the legal and regulatory requirements for record-keeping. It notes that different jurisdictions and industries may have specific laws and regulations governing the retention and disposal of records. It emphasizes the importance of staying up-to-date with these requirements to avoid potential legal penalties and ensure compliance. The text also mentions the importance of documenting the retention and disposal policies of the organization.

5. The fifth part of the document concludes by summarizing the key points discussed and reiterating the importance of maintaining accurate and secure records. It encourages the organization to adopt best practices for record-keeping and to regularly review and update its policies and procedures. The text ends with a statement of commitment to transparency and accountability in all organizational activities.

3.  $\log_a x = \frac{\log_b x}{\log_b a}$  ( $a, b > 0, a \neq 1, b \neq 1$ )
4.  $\log_a x = \frac{\log_c x}{\log_c a}$  ( $a, c > 0, a \neq 1, c \neq 1$ )
5.  $\log_a x = \frac{1}{\log_x a}$  ( $a > 0, a \neq 1, x > 0, x \neq 1$ )
6.  $\log_a x = \log_a y + \log_a z$  ( $x = yz, a > 0, a \neq 1, y > 0, z > 0$ )
7.  $\log_a x = \log_a y - \log_a z$  ( $x = \frac{y}{z}, a > 0, a \neq 1, y > 0, z > 0$ )
8.  $\log_a x^p = p \log_a x$  ( $a > 0, a \neq 1, x > 0, p \in \mathbb{R}$ )
9.  $\log_a \sqrt[p]{x} = \frac{1}{p} \log_a x$  ( $a > 0, a \neq 1, x > 0, p \in \mathbb{R}, p \neq 0$ )
10.  $\log_a x^p = p \log_a \sqrt[p]{x}$  ( $a > 0, a \neq 1, x > 0, p \in \mathbb{R}, p \neq 0$ )
11.  $\log_a x^p = p \log_a x^{\frac{1}{p}}$  ( $a > 0, a \neq 1, x > 0, p \in \mathbb{R}, p \neq 0$ )
12.  $\log_a \sqrt[p]{x^q} = \frac{q}{p} \log_a x$  ( $a > 0, a \neq 1, x > 0, p \in \mathbb{R}, p \neq 0, q \in \mathbb{R}$ )
13.  $\log_a \sqrt[p]{x^q} = \frac{q}{p} \log_a x^{\frac{1}{p}}$  ( $a > 0, a \neq 1, x > 0, p \in \mathbb{R}, p \neq 0, q \in \mathbb{R}$ )
14.  $\log_a x^p = \log_a x^{p \cdot 1}$  ( $a > 0, a \neq 1, x > 0, p \in \mathbb{R}$ )
15.  $\log_a \sqrt[p]{x} = \log_a x^{\frac{1}{p}}$  ( $a > 0, a \neq 1, x > 0, p \in \mathbb{R}, p \neq 0$ )
16.  $\log_a x^{\frac{1}{p}} = \frac{1}{p} \log_a x$  ( $a > 0, a \neq 1, x > 0, p \in \mathbb{R}, p \neq 0$ )
17.  $\log_a \sqrt[p]{x^q} = \frac{q}{p} \log_a x$  ( $a > 0, a \neq 1, x > 0, p \in \mathbb{R}, p \neq 0, q \in \mathbb{R}$ )
18.  $\log_a \sqrt[p]{x^q} = \frac{q}{p} \log_a x^{\frac{1}{p}}$  ( $a > 0, a \neq 1, x > 0, p \in \mathbb{R}, p \neq 0, q \in \mathbb{R}$ )
19.  $\log_a x^p = p \log_a x^{\frac{1}{p}}$  ( $a > 0, a \neq 1, x > 0, p \in \mathbb{R}, p \neq 0$ )
20.  $\log_a \sqrt[p]{x^q} = \frac{q}{p} \log_a x^{\frac{1}{p}}$  ( $a > 0, a \neq 1, x > 0, p \in \mathbb{R}, p \neq 0, q \in \mathbb{R}$ )
21.  $\log_a \sqrt[p]{x^q} = \frac{q}{p} \log_a x^{\frac{1}{p}}$  ( $a > 0, a \neq 1, x > 0, p \in \mathbb{R}, p \neq 0, q \in \mathbb{R}$ )
22.  $\log_a \sqrt[p]{x^q} = \frac{q}{p} \log_a x^{\frac{1}{p}}$  ( $a > 0, a \neq 1, x > 0, p \in \mathbb{R}, p \neq 0, q \in \mathbb{R}$ )
23.  $\log_a \sqrt[p]{x^q} = \frac{q}{p} \log_a x^{\frac{1}{p}}$  ( $a > 0, a \neq 1, x > 0, p \in \mathbb{R}, p \neq 0, q \in \mathbb{R}$ )
24.  $\log_a \sqrt[p]{x^q} = \frac{q}{p} \log_a x^{\frac{1}{p}}$  ( $a > 0, a \neq 1, x > 0, p \in \mathbb{R}, p \neq 0, q \in \mathbb{R}$ )
25.  $\log_a \sqrt[p]{x^q} = \frac{q}{p} \log_a x^{\frac{1}{p}}$  ( $a > 0, a \neq 1, x > 0, p \in \mathbb{R}, p \neq 0, q \in \mathbb{R}$ )
26.  $\log_a \sqrt[p]{x^q} = \frac{q}{p} \log_a x^{\frac{1}{p}}$  ( $a > 0, a \neq 1, x > 0, p \in \mathbb{R}, p \neq 0, q \in \mathbb{R}$ )
27.  $\log_a \sqrt[p]{x^q} = \frac{q}{p} \log_a x^{\frac{1}{p}}$  ( $a > 0, a \neq 1, x > 0, p \in \mathbb{R}, p \neq 0, q \in \mathbb{R}$ )
28.  $\log_a \sqrt[p]{x^q} = \frac{q}{p} \log_a x^{\frac{1}{p}}$  ( $a > 0, a \neq 1, x > 0, p \in \mathbb{R}, p \neq 0, q \in \mathbb{R}$ )
29.  $\log_a \sqrt[p]{x^q} = \frac{q}{p} \log_a x^{\frac{1}{p}}$  ( $a > 0, a \neq 1, x > 0, p \in \mathbb{R}, p \neq 0, q \in \mathbb{R}$ )
30.  $\log_a \sqrt[p]{x^q} = \frac{q}{p} \log_a x^{\frac{1}{p}}$  ( $a > 0, a \neq 1, x > 0, p \in \mathbb{R}, p \neq 0, q \in \mathbb{R}$ )

1. The first point is that the system is not in a steady state. The population is growing, and the economy is expanding. This is a dynamic system, and we need to consider the effects of changes over time.

2. The second point is that the system is not in a long-run equilibrium. The economy is still in the process of adjusting to the new conditions, and we need to consider the effects of these adjustments.

3. The third point is that the system is not in a short-run equilibrium. The economy is still in the process of adjusting to the new conditions, and we need to consider the effects of these adjustments.

4. The fourth point is that the system is not in a long-run equilibrium. The economy is still in the process of adjusting to the new conditions, and we need to consider the effects of these adjustments.

5. The fifth point is that the system is not in a short-run equilibrium. The economy is still in the process of adjusting to the new conditions, and we need to consider the effects of these adjustments.

6. The sixth point is that the system is not in a long-run equilibrium. The economy is still in the process of adjusting to the new conditions, and we need to consider the effects of these adjustments.

7. The seventh point is that the system is not in a short-run equilibrium. The economy is still in the process of adjusting to the new conditions, and we need to consider the effects of these adjustments.

8. The eighth point is that the system is not in a long-run equilibrium. The economy is still in the process of adjusting to the new conditions, and we need to consider the effects of these adjustments.

9. The ninth point is that the system is not in a short-run equilibrium. The economy is still in the process of adjusting to the new conditions, and we need to consider the effects of these adjustments.

10. The tenth point is that the system is not in a long-run equilibrium. The economy is still in the process of adjusting to the new conditions, and we need to consider the effects of these adjustments.



:

.

.

:

..

!..

.

.

.

.

.

.

.

.

.

.

.

.


.

.

.

.

.









.

.

.

.

.

.

.

.

.

.

.

.

.

.

:

:

...

-

-

.

.

:

.

...

-

! .....

-

-

-

-

1. The first part of the document discusses the importance of maintaining accurate records of all transactions and activities related to the business. This includes keeping detailed financial statements, tax records, and a log of all business expenses. Proper record-keeping is essential for compliance with tax laws and for the overall success of the business.

2. The second part of the document focuses on the importance of maintaining accurate records of all transactions and activities related to the business. This includes keeping detailed financial statements, tax records, and a log of all business expenses. Proper record-keeping is essential for compliance with tax laws and for the overall success of the business.

3. The third part of the document focuses on the importance of maintaining accurate records of all transactions and activities related to the business. This includes keeping detailed financial statements, tax records, and a log of all business expenses. Proper record-keeping is essential for compliance with tax laws and for the overall success of the business.

4. The fourth part of the document focuses on the importance of maintaining accurate records of all transactions and activities related to the business. This includes keeping detailed financial statements, tax records, and a log of all business expenses. Proper record-keeping is essential for compliance with tax laws and for the overall success of the business.

5. The fifth part of the document focuses on the importance of maintaining accurate records of all transactions and activities related to the business. This includes keeping detailed financial statements, tax records, and a log of all business expenses. Proper record-keeping is essential for compliance with tax laws and for the overall success of the business.

6. The sixth part of the document focuses on the importance of maintaining accurate records of all transactions and activities related to the business. This includes keeping detailed financial statements, tax records, and a log of all business expenses. Proper record-keeping is essential for compliance with tax laws and for the overall success of the business.

7. The seventh part of the document focuses on the importance of maintaining accurate records of all transactions and activities related to the business. This includes keeping detailed financial statements, tax records, and a log of all business expenses. Proper record-keeping is essential for compliance with tax laws and for the overall success of the business.

8. The eighth part of the document focuses on the importance of maintaining accurate records of all transactions and activities related to the business. This includes keeping detailed financial statements, tax records, and a log of all business expenses. Proper record-keeping is essential for compliance with tax laws and for the overall success of the business.

9. The ninth part of the document focuses on the importance of maintaining accurate records of all transactions and activities related to the business. This includes keeping detailed financial statements, tax records, and a log of all business expenses. Proper record-keeping is essential for compliance with tax laws and for the overall success of the business.

10. The tenth part of the document focuses on the importance of maintaining accurate records of all transactions and activities related to the business. This includes keeping detailed financial statements, tax records, and a log of all business expenses. Proper record-keeping is essential for compliance with tax laws and for the overall success of the business.

•

•

•

•

•

•

•

•

•

•

•

•

•

•

•

•

•

•

•

•

•

•

•

•

•

•••

•

•••

•

•

•

•••

.

.

.

\* \* \* \* \*

!



.

.

.

.

.

.

.

.

.

.

.



”

”

”

。

”

”

”

”

”

。

。

。

。

。

。

。

”

”

。

。

……

—

……

。

：

。

—

.

.

.

.

.

.

.

.

.

.

.

||

||

.

.

.

.

.

.

.

.

...

...

...

...

.

!

.

.



for the same reason. The conditions of the market, however, have not been stable since the end of the 1990s. The price of oil, which is still the most important raw material, has risen steadily and is expected to continue to rise. In addition, the demand for energy has increased sharply in China and India, which are the two largest developing countries in the world. This has led to a significant increase in the price of oil, which is now around \$100 per barrel. This has had a significant impact on the cost of production for many companies, particularly those in the energy and transportation sectors. In addition, the price of oil has also led to a significant increase in the price of many other commodities, such as wheat and rice, which are also major exports from developing countries. This has led to a significant increase in the cost of living for many people in these countries, particularly those in the low-income bracket. In addition, the price of oil has also led to a significant increase in the price of many other commodities, such as wheat and rice, which are also major exports from developing countries. This has led to a significant increase in the cost of living for many people in these countries, particularly those in the low-income bracket.

The conditions of the market, however, have not been stable since the end of the 1990s. The price of oil, which is still the most important raw material, has risen steadily and is expected to continue to rise. In addition, the demand for energy has increased sharply in China and India, which are the two largest developing countries in the world. This has led to a significant increase in the price of oil, which is now around \$100 per barrel. This has had a significant impact on the cost of production for many companies, particularly those in the energy and transportation sectors. In addition, the price of oil has also led to a significant increase in the price of many other commodities, such as wheat and rice, which are also major exports from developing countries. This has led to a significant increase in the cost of living for many people in these countries, particularly those in the low-income bracket. In addition, the price of oil has also led to a significant increase in the price of many other commodities, such as wheat and rice, which are also major exports from developing countries. This has led to a significant increase in the cost of living for many people in these countries, particularly those in the low-income bracket.

...

:

.

...

.

.

.

" :

"

.

.

.

.

.

.

.

.

.

.

.

.

.

.



1. ...  
 2. ...  
 3. ...  
 4. ...  
 5. ...  
 6. ...  
 7. ...  
 8. ...  
 9. ...  
 10. ...  
 11. ...  
 12. ...  
 13. ...  
 14. ...  
 15. ...  
 16. ...  
 17. ...  
 18. ...  
 19. ...  
 20. ...  
 21. ...  
 22. ...  
 23. ...  
 24. ...  
 25. ...



.

.

.

.

...

.

.

.

...

.

.

.

.

.

.

...

.

.

.

!

"

\* \* \* \* \*

.

.

.

.

.

.

.

.

.

.

.

.

!

:

...

-

...

-

..

.

.

:

.

...

-

..

-

.

.

.

...

.

.

.

1

2

3

4

5

6

7

8

9

10

11

12

13

14

15

16

17

18

19

20

21

22

23

24

25

26

27

28

29

1929

Jan 1. In the morning we left for the coast. The boat was packed with provisions and we had a good start. The weather was clear and the sea was calm. We sailed for several hours and reached the coast in the afternoon. The beach was beautiful and we had a picnic on the shore.

Jan 2. We went for a walk on the beach and saw many birds. There were also some small fish in the water. The water was clear and blue. We had a picnic on the beach and then went back to the boat.

Jan 3. We stayed in the boat and did some work. The weather was clear and the sea was calm. We had a picnic on the beach and then went back to the boat.

Jan 4. We went for a walk on the beach and saw many birds. There were also some small fish in the water. The water was clear and blue. We had a picnic on the beach and then went back to the boat.

Jan 5. We stayed in the boat and did some work. The weather was clear and the sea was calm. We had a picnic on the beach and then went back to the boat.

1930

Jan 1. We went for a walk on the beach and saw many birds. There were also some small fish in the water. The water was clear and blue. We had a picnic on the beach and then went back to the boat.



1. 在下列各句的空格处填入适当的冠词，使句子完整。  
 a. \_\_\_\_\_ is a good idea to study hard for the exam.  
 b. \_\_\_\_\_ of the children were playing happily in the park.  
 c. \_\_\_\_\_ of the teachers are from the countryside.  
 d. \_\_\_\_\_ of the students are interested in sports.  
 e. \_\_\_\_\_ of the books are about science.  
 f. \_\_\_\_\_ of the flowers are very beautiful.  
 g. \_\_\_\_\_ of the students are from the city.  
 h. \_\_\_\_\_ of the teachers are very kind.  
 i. \_\_\_\_\_ of the children are very smart.  
 j. \_\_\_\_\_ of the books are very interesting.

2. 在下列各句的空格处填入适当的冠词，使句子完整。  
 a. \_\_\_\_\_ is a good idea to study hard for the exam.  
 b. \_\_\_\_\_ of the children were playing happily in the park.  
 c. \_\_\_\_\_ of the teachers are from the countryside.  
 d. \_\_\_\_\_ of the students are interested in sports.  
 e. \_\_\_\_\_ of the books are about science.  
 f. \_\_\_\_\_ of the flowers are very beautiful.  
 g. \_\_\_\_\_ of the students are from the city.  
 h. \_\_\_\_\_ of the teachers are very kind.  
 i. \_\_\_\_\_ of the children are very smart.  
 j. \_\_\_\_\_ of the books are very interesting.

3. 在下列各句的空格处填入适当的冠词，使句子完整。  
 a. \_\_\_\_\_ is a good idea to study hard for the exam.  
 b. \_\_\_\_\_ of the children were playing happily in the park.  
 c. \_\_\_\_\_ of the teachers are from the countryside.  
 d. \_\_\_\_\_ of the students are interested in sports.  
 e. \_\_\_\_\_ of the books are about science.  
 f. \_\_\_\_\_ of the flowers are very beautiful.  
 g. \_\_\_\_\_ of the students are from the city.  
 h. \_\_\_\_\_ of the teachers are very kind.  
 i. \_\_\_\_\_ of the children are very smart.  
 j. \_\_\_\_\_ of the books are very interesting.

4. 在下列各句的空格处填入适当的冠词，使句子完整。  
 a. \_\_\_\_\_ is a good idea to study hard for the exam.  
 b. \_\_\_\_\_ of the children were playing happily in the park.  
 c. \_\_\_\_\_ of the teachers are from the countryside.  
 d. \_\_\_\_\_ of the students are interested in sports.  
 e. \_\_\_\_\_ of the books are about science.  
 f. \_\_\_\_\_ of the flowers are very beautiful.  
 g. \_\_\_\_\_ of the students are from the city.  
 h. \_\_\_\_\_ of the teachers are very kind.  
 i. \_\_\_\_\_ of the children are very smart.  
 j. \_\_\_\_\_ of the books are very interesting.

5. 在下列各句的空格处填入适当的冠词，使句子完整。  
 a. \_\_\_\_\_ is a good idea to study hard for the exam.  
 b. \_\_\_\_\_ of the children were playing happily in the park.  
 c. \_\_\_\_\_ of the teachers are from the countryside.  
 d. \_\_\_\_\_ of the students are interested in sports.  
 e. \_\_\_\_\_ of the books are about science.  
 f. \_\_\_\_\_ of the flowers are very beautiful.  
 g. \_\_\_\_\_ of the students are from the city.  
 h. \_\_\_\_\_ of the teachers are very kind.  
 i. \_\_\_\_\_ of the children are very smart.  
 j. \_\_\_\_\_ of the books are very interesting.

1.1	Introduction	1
1.2	Basic definitions	1
1.3	Equations of state	1
1.4	Thermodynamic potentials	1
1.5	Maxwell's relations	1
1.6	Stability conditions	1
1.7	Phase transitions	1
1.8	Phase diagrams	1
1.9	Phase transition I	1
1.10	Phase transition II	1
1.11	Phase transition III	1
1.12	Phase transition IV	1
1.13	Phase transition V	1
1.14	Phase transition VI	1
1.15	Phase transition VII	1
1.16	Phase transition VIII	1
1.17	Phase transition IX	1
1.18	Phase transition X	1
1.19	Phase transition XI	1
1.20	Phase transition XII	1
1.21	Phase transition XIII	1
1.22	Phase transition XIV	1
1.23	Phase transition XV	1
1.24	Phase transition XVI	1
1.25	Phase transition XVII	1
1.26	Phase transition XVIII	1
1.27	Phase transition XIX	1
1.28	Phase transition XX	1
1.29	Phase transition XXI	1
1.30	Phase transition XXII	1
1.31	Phase transition XXIII	1
1.32	Phase transition XXIV	1
1.33	Phase transition XXV	1
1.34	Phase transition XXVI	1
1.35	Phase transition XXVII	1
1.36	Phase transition XXVIII	1
1.37	Phase transition XXIX	1
1.38	Phase transition XXX	1
1.39	Phase transition XXXI	1
1.40	Phase transition XXXII	1
1.41	Phase transition XXXIII	1
1.42	Phase transition XXXIV	1
1.43	Phase transition XXXV	1
1.44	Phase transition XXXVI	1
1.45	Phase transition XXXVII	1
1.46	Phase transition XXXVIII	1
1.47	Phase transition XXXIX	1
1.48	Phase transition XL	1
1.49	Phase transition XLI	1
1.50	Phase transition XLII	1
1.51	Phase transition XLIII	1
1.52	Phase transition XLIV	1
1.53	Phase transition XLV	1
1.54	Phase transition XLVI	1
1.55	Phase transition XLVII	1
1.56	Phase transition XLVIII	1
1.57	Phase transition XLIX	1
1.58	Phase transition L	1
1.59	Phase transition LI	1
1.60	Phase transition LII	1
1.61	Phase transition LIII	1
1.62	Phase transition LIV	1
1.63	Phase transition LV	1
1.64	Phase transition LVI	1
1.65	Phase transition LVII	1
1.66	Phase transition LVIII	1
1.67	Phase transition LIX	1
1.68	Phase transition LX	1
1.69	Phase transition LXI	1
1.70	Phase transition LXII	1
1.71	Phase transition LXIII	1
1.72	Phase transition LXIV	1
1.73	Phase transition LXV	1
1.74	Phase transition LXVI	1
1.75	Phase transition LXVII	1
1.76	Phase transition LXVIII	1
1.77	Phase transition LXIX	1
1.78	Phase transition LXX	1
1.79	Phase transition LXXI	1
1.80	Phase transition LXXII	1
1.81	Phase transition LXXIII	1
1.82	Phase transition LXXIV	1
1.83	Phase transition LXXV	1
1.84	Phase transition LXXVI	1
1.85	Phase transition LXXVII	1
1.86	Phase transition LXXVIII	1
1.87	Phase transition LXXIX	1
1.88	Phase transition LXXX	1
1.89	Phase transition LXXXI	1
1.90	Phase transition LXXXII	1
1.91	Phase transition LXXXIII	1
1.92	Phase transition LXXXIV	1
1.93	Phase transition LXXXV	1
1.94	Phase transition LXXXVI	1
1.95	Phase transition LXXXVII	1
1.96	Phase transition LXXXVIII	1
1.97	Phase transition LXXXIX	1
1.98	Phase transition LXXXX	1
1.99	Phase transition LXXXXI	1
2.00	Phase transition LXXXXII	1
2.01	Phase transition LXXXXIII	1
2.02	Phase transition LXXXXIV	1
2.03	Phase transition LXXXXV	1
2.04	Phase transition LXXXXVI	1
2.05	Phase transition LXXXXVII	1
2.06	Phase transition LXXXXVIII	1
2.07	Phase transition LXXXXIX	1
2.08	Phase transition LXXXXX	1
2.09	Phase transition LXXXXXI	1
2.10	Phase transition LXXXXXII	1
2.11	Phase transition LXXXXXIII	1
2.12	Phase transition LXXXXXIV	1
2.13	Phase transition LXXXXXV	1
2.14	Phase transition LXXXXXVI	1
2.15	Phase transition LXXXXXVII	1
2.16	Phase transition LXXXXXVIII	1
2.17	Phase transition LXXXXXIX	1
2.18	Phase transition LXXXXXX	1
2.19	Phase transition LXXXXXXI	1
2.20	Phase transition LXXXXXXII	1
2.21	Phase transition LXXXXXXIII	1
2.22	Phase transition LXXXXXXIV	1
2.23	Phase transition LXXXXXXV	1
2.24	Phase transition LXXXXXXVI	1
2.25	Phase transition LXXXXXXVII	1
2.26	Phase transition LXXXXXXVIII	1
2.27	Phase transition LXXXXXXIX	1
2.28	Phase transition LXXXXXXX	1
2.29	Phase transition LXXXXXXXI	1
2.30	Phase transition LXXXXXXXII	1
2.31	Phase transition LXXXXXXXIII	1
2.32	Phase transition LXXXXXXXIV	1
2.33	Phase transition LXXXXXXXV	1
2.34	Phase transition LXXXXXXXVI	1
2.35	Phase transition LXXXXXXXVII	1
2.36	Phase transition LXXXXXXXVIII	1
2.37	Phase transition LXXXXXXXIX	1
2.38	Phase transition LXXXXXXXI	1
2.39	Phase transition LXXXXXXXII	1
2.40	Phase transition LXXXXXXXIII	1
2.41	Phase transition LXXXXXXXIV	1
2.42	Phase transition LXXXXXXXV	1
2.43	Phase transition LXXXXXXXVI	1
2.44	Phase transition LXXXXXXXVII	1
2.45	Phase transition LXXXXXXXVIII	1
2.46	Phase transition LXXXXXXXIX	1
2.47	Phase transition LXXXXXXXI	1
2.48	Phase transition LXXXXXXXII	1
2.49	Phase transition LXXXXXXXIII	1
2.50	Phase transition LXXXXXXXIV	1
2.51	Phase transition LXXXXXXXV	1
2.52	Phase transition LXXXXXXXVI	1
2.53	Phase transition LXXXXXXXVII	1
2.54	Phase transition LXXXXXXXVIII	1
2.55	Phase transition LXXXXXXXIX	1
2.56	Phase transition LXXXXXXXI	1
2.57	Phase transition LXXXXXXXII	1
2.58	Phase transition LXXXXXXXIII	1
2.59	Phase transition LXXXXXXXIV	1
2.60	Phase transition LXXXXXXXV	1
2.61	Phase transition LXXXXXXXVI	1
2.62	Phase transition LXXXXXXXVII	1
2.63	Phase transition LXXXXXXXVIII	1
2.64	Phase transition LXXXXXXXIX	1
2.65	Phase transition LXXXXXXXI	1
2.66	Phase transition LXXXXXXXII	1
2.67	Phase transition LXXXXXXXIII	1
2.68	Phase transition LXXXXXXXIV	1
2.69	Phase transition LXXXXXXXV	1
2.70	Phase transition LXXXXXXXVI	1
2.71	Phase transition LXXXXXXXVII	1
2.72	Phase transition LXXXXXXXVIII	1
2.73	Phase transition LXXXXXXXIX	1
2.74	Phase transition LXXXXXXXI	1
2.75	Phase transition LXXXXXXXII	1
2.76	Phase transition LXXXXXXXIII	1
2.77	Phase transition LXXXXXXXIV	1
2.78	Phase transition LXXXXXXXV	1
2.79	Phase transition LXXXXXXXVI	1
2.80	Phase transition LXXXXXXXVII	1
2.81	Phase transition LXXXXXXXVIII	1
2.82	Phase transition LXXXXXXXIX	1
2.83	Phase transition LXXXXXXXI	1
2.84	Phase transition LXXXXXXXII	1
2.85	Phase transition LXXXXXXXIII	1
2.86	Phase transition LXXXXXXXIV	1
2.87	Phase transition LXXXXXXXV	1
2.88	Phase transition LXXXXXXXVI	1
2.89	Phase transition LXXXXXXXVII	1
2.90	Phase transition LXXXXXXXVIII	1
2.91	Phase transition LXXXXXXXIX	1
2.92	Phase transition LXXXXXXXI	1
2.93	Phase transition LXXXXXXXII	1
2.94	Phase transition LXXXXXXXIII	1
2.95	Phase transition LXXXXXXXIV	1
2.96	Phase transition LXXXXXXXV	1
2.97	Phase transition LXXXXXXXVI	1
2.98	Phase transition LXXXXXXXVII	1
2.99	Phase transition LXXXXXXXVIII	1
3.00	Phase transition LXXXXXXXIX	1

...	:
.	-
.	:
..	-
.	.
.	.
:	.
.	...
.	-
:	.
.	.
.	.
:	-
.	!
..	:
...	-

"

"

-

.

.

.

.

"

"

.

.

.

.

.

.

.

"...!

"....

"....

"..

....

.

.

:

.

-

.

.

-

.

:

.

...

-

.

.

-

.

-


.

:

.

-

.



1000

.

.

.

.

.

...

-

.

...

-

.

-

.

-

.

-

.

.

-

.

.

-

.

.

-

.



1. "The

"

:"

."

...

-

:"

-

."

."

."

."

."

."

."

."

."

.

.

.

.

.

:

...

-

!.....

-

.

.

.

.

.

.

.

.

.

"

.

.

"

....

.

1. The first part of the document discusses the importance of maintaining accurate records of all transactions and activities. It emphasizes that proper record-keeping is essential for transparency and accountability, particularly in the context of public administration and government operations. The text notes that without reliable records, it becomes difficult to track the flow of funds, assess performance, and identify areas for improvement.

2. The second part of the document outlines the various methods and tools used for data collection and analysis. It highlights the need for standardized procedures to ensure consistency and reliability of the data. The text mentions the use of both manual and automated systems, as well as the importance of regular audits and quality control checks to maintain the integrity of the information.

3. The third part of the document focuses on the challenges and limitations of data management. It identifies several key issues, such as data fragmentation, incomplete information, and the risk of data loss or corruption. The text suggests that addressing these challenges requires a combination of technical solutions, such as data backup and recovery protocols, and organizational measures, such as training and clear policies regarding data handling.

4. The fourth part of the document discusses the role of data in decision-making and strategic planning. It argues that data-driven insights are crucial for identifying trends, forecasting future outcomes, and evaluating the impact of various initiatives. The text stresses that effective data analysis requires not only access to high-quality data but also the expertise and resources to interpret and act upon the findings.

5. The fifth part of the document concludes by emphasizing the need for a data-centric culture within organizations. It calls for leadership that promotes data literacy and encourages the use of data to inform decisions at all levels. The text also highlights the importance of data security and privacy, particularly in light of increasing regulatory requirements and public concerns about the use of personal information.

" ...

" :

.

.

!.....

...

...

"

.

.

.

.

.

.

.

.

.

.

...

.

.

.

.

.

.

.

.

.

.

.

.

.

.

...

...

.

.

.

.

.

.

.

.

"!.....

!....

" ...

:"

!....

":

" ...

!....

....

....

.

.....

.....

.....

.....

.....

.....

.....

.....

.....

.....

.....

.....

.....

.....

.....

.....

.....

.....

.....

.....





**خروج**




...

...

!...

-

-



.

.

...

.

.

.

—

—

.

.

.

.

.

.

.

.

.

.

.

.

.

.

.

..

.

...

...







..

.

.

...

.

.

!

.

.

"

"

.

..

.

.

.

.

.

.

.

.

.

.

.

.

.










Figure 1. The relationship between the number of children and the number of hours per week spent on child care. The data are from the 1995 Survey of Income and Program Participation (SIPP).

•

•

••

•

•

•

•

•

•

•

•

••

••

•

•

•


•



" ...

"

\* \* \* \* \*



.

.

.

.

.

.

.

...

"

"

.

.

.

•

•

•

•

•

•

••

•

••

•

!...

•

•

•

the following: (1) the number of species, (2) the number of individuals, (3) the number of species with a given number of individuals, (4) the number of species with a given number of species, and (5) the number of species with a given number of species. The first four of these are the most commonly used measures of diversity, and the fifth is the most commonly used measure of evenness.

The first two measures are the most commonly used, and the third is the most commonly used measure of evenness. The fourth and fifth measures are the most commonly used measures of species richness and evenness, respectively.

The first two measures are the most commonly used, and the third is the most commonly used measure of evenness. The fourth and fifth measures are the most commonly used measures of species richness and evenness, respectively.

The first two measures are the most commonly used, and the third is the most commonly used measure of evenness. The fourth and fifth measures are the most commonly used measures of species richness and evenness, respectively.

The first two measures are the most commonly used, and the third is the most commonly used measure of evenness. The fourth and fifth measures are the most commonly used measures of species richness and evenness, respectively.

The first two measures are the most commonly used, and the third is the most commonly used measure of evenness. The fourth and fifth measures are the most commonly used measures of species richness and evenness, respectively.

The first two measures are the most commonly used, and the third is the most commonly used measure of evenness. The fourth and fifth measures are the most commonly used measures of species richness and evenness, respectively.

The first two measures are the most commonly used, and the third is the most commonly used measure of evenness. The fourth and fifth measures are the most commonly used measures of species richness and evenness, respectively.

The first two measures are the most commonly used, and the third is the most commonly used measure of evenness. The fourth and fifth measures are the most commonly used measures of species richness and evenness, respectively.

The first two measures are the most commonly used, and the third is the most commonly used measure of evenness. The fourth and fifth measures are the most commonly used measures of species richness and evenness, respectively.

The first two measures are the most commonly used, and the third is the most commonly used measure of evenness. The fourth and fifth measures are the most commonly used measures of species richness and evenness, respectively.

!...

.

.

.

.

.

.

.

.

...

.

..

•  $\frac{1}{2} \times \frac{1}{2} = \frac{1}{4}$

•

•

•••

•

•

•

•

•

•

•

•

•

•

•

•

•

•

•

.

.

.

.

.

"

"

.

.

.

.

.

.

.

.

.

.

.

.

:

.

-



.

.

.

.

-

.

..

:

.

-

.

.

-

.

.

...

...

-

.

.

-

.





" :

.

.

.

.

.

.

.

.

.

..





!!....

\* \* \* \* \*

...

" :

"

.

.

.

.

.

.

.

.

.

.



!...

!...

:

...

·  
!

..

·

·

·

:

..

·

·

·

·

·

:

·

·

·

·



	•		
		•	
	:		
		...	-
	•		
		•	-
:			
		...	-
		•	-
		..	
			-
		...	..
-			-
	•		
		•	
		:	
		•	
		...	-

		-
	-	-
..		
	.....	-
	:	
	..	-
	..	
.....	..	-
.		.
		.
		:
	...	-
:	.	

.....

..

.

.

.

.

.....

.

.

..

.

:

.

:

.

.....

.

.

.

.

.

.

..

.

.

.

.

.

.

.

.

.

.

.

.

.

.

.

.

.

.

.

.

...

-

.

.

.

.







..

: .

.

.

.

.. -

..

" :

: " ...

... -

: .

.

... -

:

... -

1856

1857

1858

1859

1860

1861

1862

1863

1864

1865

1866

1867

1868

1869

1870

1871

1872

1873

1874

1875

1876

1877

1878

1879

1880

1881

1882

1883

1884

1885

1886

1887

1888

1889

1890

1891

1892

1893

1894

1895

1896

1897

1898

1899

1900

1901

1902

1903

1904

1905

1906

1907

1908

1909

1910

1911

1912

1913

1914

1915

1916

1917

1918

1919

1920

1921

1922

1923

1924

1925

1926

1927

1928

1929

1930

1931

1932

1933

1934

1935

1936

1937

1938

1939

1940

1941

1942

1943

1944

1945

1946

1947

1948

1949

1950

1951

1952

1953

1954

1955

1956

1957

1958

1959

1960

1961

1962

1963

1964

1965

1966

1967

1968

1969

1970

1971

1972

1973

1974

1975

1976

1977

1978

1979

1980

1981

1982

1983

1984

1985

1986

1987

1988

1989

1990

1991

1992

1993

1994

1995

1996

1997

1998

1999

2000

2001

2002

2003

2004

2005

2006

2007

2008

2009

2010

2011

2012

2013

2014

2015

2016

2017

2018

2019

2020

2021

2022

2023

2024

2025

2026

2027

2028

2029

2030

2031

2032

2033

2034

2035

2036

2037

2038

2039

2040

2041

2042

2043

2044

2045

2046

2047

2048

2049

2050

2051

2052

2053

2054

2055

2056

2057

2058

2059

2060

2061

2062

2063

2064

2065

2066

2067

2068

2069

2070

2071

2072

2073

2074

2075

2076

2077

2078

2079

2080

2081

2082

2083

2084

2085

2086

2087

2088

2089

2090

2091

2092

2093

2094

2095

2096

2097

2098

2099

2100

2101

2102

2103

2104

2105

2106

2107

2108

2109

2110

2111

2112

2113

2114

2115

2116

2117

2118

2119

2120

2121

2122

2123

2124

2125

2126

2127

2128

2129

2130

2131

2132

2133

2134

2135

2136

2137

2138

2139

2140

2141

2142

2143

2144

2145

2146

2147

2148

2149

2150

2151

2152

2153

2154

2155

2156

2157

2158

2159

2160

2161

2162

2163

2164

2165

2166

2167

2168

2169

2170

2171

2172

2173

2174

2175

2176

2177

2178

2179

2180

2181

2182

2183

2184

2185

2186

2187

2188

2189

2190

2191

2192

2193

2194

2195

2196

2197

2198

2199

2200

2201

2202

2203

2204

2205

2206

2207

2208

2209

2210

2211

2212

2213

2214

2215

2216

2217

2218

2219

2220

2221

2222

2223

2224

2225

2226

2227

2228

2229

2230

2231

2232

2233

2234

2235

2236

2237

2238

2239

2240

2241

2242

2243

2244

2245

2246

2247

2248

2249

2250

2251

2252

2253

2254

2255

2256

2257

2258

2259

2260

2261

2262

2263

2264

2265

2266

2267

2268

2269

2270

2271

2272

2273

2274

2275

2276

2277

2278

2279

2280

2281

2282

2283

2284

2285

2286

2287

2288

2289

2290

2291

2292

2293

2294

2295

2296

2297

2298

2299

2300

2301

2302

2303

2304

2305

2306

2307

2308

2309

2310

2311

2312

2313

2314

2315

2316

2317

2318

2319

2320

2321

2322

2323

2324

2325

2326

2327

2328

2329

2330

2331

2332

2333

2334

2335

2336

2337

2338

2339

2340

2341

2342

2343

2344

2345

2346

2347

2348

2349

2350

2351

2352

2353

2354

2355

2356

2357

2358

2359

2360

2361

2362

2363

2364

2365

2366

2367

2368

2369

2370

2371

2372

2373

2374

2375

2376

2377

2378

2379

2380

2381

2382

2383

2384

2385

2386

2387

2388

2389

2390

2391

2392

2393

2394

2395

2396

2397

2398

2399

2400

2401

2402

2403

2404

2405

2406

2407

2408

2409

2410

2411

2412

2413

2414

2415

2416

2417

2418

2419

2420

2421

2422

2423

2424

2425

2426

2427

2428

2429

2430

2431

2432

2433

2434

2435

2436

2437

2438

2439

2440

2441

2442

2443

2444

2445

2446

2447

2448

2449

2450

2451

2452

2453

2454

2455

2456

2457

2458

2459

2460

2461

2462

2463

2464

2465

2466

2467

2468

2469

2470

2471

2472

2473

2474

2475

2476

2477

2478

2479

2480

2481

2482

2483

2484

2485

2486

2487

2488

2489

2490

2491

2492

2493

2494

2495

2496

2497

2498

2499

2500

2501

2502

2503

2504

2505

2506

2507

2508

2509

2510

2511

2512

2513

2514

2515

2516

2517

2518

2519

2520

2521

2522

2523

2524

2525

2526

2527

2528

2529

2530

2531

2532

2533

2534

2535

2536

2537

2538

2539

2540

2541

2542

2543

2544

2545

2546

2547

2548

2549

2550

2551

2552

2553

2554

2555

2556

2557

2558

2559

2560

2561

2562

2563

2564

2565

2566

2567

2568

2569

2570

2571

2572

2573

2574

2575

2576

2577

2578

2579

2580

2581

2582

2583

2584

2585

2586

2587

2588

2589

2590

2591

2592

2593

2594

2595

2596

2597

2598

2599

2600

2601

2602

2603

2604

2605

2606

2607

2608

2609

2610

2611

2612

2613

2614

2615

2616

2617

2618

2619

2620

2621

2622

2623

2624

2625

2626

2627

2628

2629

2630

2631

2632

2633

2634

2635

2636

2637

2638

2639

2640

2641

2642

2643

2644

2645

2646

2647

2648

2649

2650

2651

2652

2653

2654

2655

2656

2657

2658

2659

2660

2661

2662

2663

2664

2665

2666

2667

2668

2669

2670

2671

2672

2673

2674

2675

2676

2677

2678

2679

2680

2681

2682

2683

2684

2685

2686

2687

2688

2689

2690

2691

2692

2693

2694

2695

2696

2697

2698

2699

2700

2701

2702

2703

2704

2705

2706

2707

2708

2709

2710

2711

2712

2713

2714

2715

2716

2717

2718

2719

2720

2721

2722

2723

2724

2725

2726

2727

2728

2729

2730

2731

2732

2733

2734

2735

2736

2737

2738

2739

2740

2741

2742

2743

2744

2745

2746

2747

2748

2749

2750

2751

2752

2753

2754

2755

2756

2757

2758

2759

2760

2761

2762

2763

2764

2765

2766

2767

2768

2769

2770

2771

2772

2773

2774

2775

2776

2777

2778

2779

2780

2781

2782

2783

2784

2785

2786

2787

2788

2789

2790

2791

2792

2793

2794

2795

2796

2797

2798

2799

2800

2801

2802

2803

2804

2805

2806

2807

2808

2809

2810

2811

2812

2813

2814

2815

2816

2817

2818

2819

2820

2821

2822

2823

2824

2825

2826

2827

2828

2829

2830

2831

2832

2833

2834

2835

2836

2837

2838

2839

2840

2841

2842

2843

2844

2845

2846

2847

2848

2849

2850

2851

2852

2853

2854

2855

2856

2857

2858

2859

2860

2861

2862

2863

2864

2865

2866

2867

2868

2869

2870

2871

2872

2873

2874

2875

2876

2877

2878

2879

2880

2881

2882

2883

2884

2885

2886

2887

2888

2889

2890

2891

2892

2893

2894

2895

2896

2897

2898

2899

2900

2901

2902

2903

2904

2905

2906

2907

2908

2909

2910

2911

2912

2913

2914

2915

2916

2917

2918

2919

2920

2921

2922

2923

2924

2925

2926

2927

2928

2929

2930

2931

2932

2933

2934

2935

2936

2937

2938

2939

2940

2941

2942

2943

2944

2945

2946

2947

2948

2949

2950

2951

2952

2953

2954

2955

2956

2957

2958

2959

2960

2961

2962

2963

2964

2965

2966

2967

2968

2969

2970

2971

2972

2973

2974

2975

2976

2977

2978

2979

2980

2981

2982

2983

2984

2985

2986

2987

2988

2989

2990

2991

2992

2993

2994

2995

2996

2997

2998

2999

3000

..

...

..

.

.

"

"

.

.

.

"

"

.

.

.

...

.

...

...

.

.

.

.

.

.

.

.

.



... "!

" :

...

..



∴





.

..

.

.

\* \* \* \* \*

:

..

.

.

..

...

.


.

:

.

:

.



" :

"

.

.

.

.

" :

"

. . . .

.

.

.

:

..

...

-

:

.

..

-

..



...

!



• • •

•

•

•

•

•

•

•

•

•

•

•

• • •

•

•

•

•


•

•

•







the same way as the  $\gamma$  rays are emitted in the  $\alpha$  decay of  $^{226}\text{Ra}$ . The  $\gamma$  rays are emitted from the nucleus of the daughter nucleus,  $^{222}\text{Rn}$ , which is in an excited state. The  $\gamma$  rays are emitted from the nucleus of the daughter nucleus,  $^{222}\text{Rn}$ , which is in an excited state.

The  $\gamma$  rays are emitted from the nucleus of the daughter nucleus,  $^{222}\text{Rn}$ , which is in an excited state. The  $\gamma$  rays are emitted from the nucleus of the daughter nucleus,  $^{222}\text{Rn}$ , which is in an excited state.

The  $\gamma$  rays are emitted from the nucleus of the daughter nucleus,  $^{222}\text{Rn}$ , which is in an excited state. The  $\gamma$  rays are emitted from the nucleus of the daughter nucleus,  $^{222}\text{Rn}$ , which is in an excited state.

The  $\gamma$  rays are emitted from the nucleus of the daughter nucleus,  $^{222}\text{Rn}$ , which is in an excited state. The  $\gamma$  rays are emitted from the nucleus of the daughter nucleus,  $^{222}\text{Rn}$ , which is in an excited state.

The  $\gamma$  rays are emitted from the nucleus of the daughter nucleus,  $^{222}\text{Rn}$ , which is in an excited state. The  $\gamma$  rays are emitted from the nucleus of the daughter nucleus,  $^{222}\text{Rn}$ , which is in an excited state.

The  $\gamma$  rays are emitted from the nucleus of the daughter nucleus,  $^{222}\text{Rn}$ , which is in an excited state. The  $\gamma$  rays are emitted from the nucleus of the daughter nucleus,  $^{222}\text{Rn}$ , which is in an excited state.

The  $\gamma$  rays are emitted from the nucleus of the daughter nucleus,  $^{222}\text{Rn}$ , which is in an excited state. The  $\gamma$  rays are emitted from the nucleus of the daughter nucleus,  $^{222}\text{Rn}$ , which is in an excited state.

The  $\gamma$  rays are emitted from the nucleus of the daughter nucleus,  $^{222}\text{Rn}$ , which is in an excited state. The  $\gamma$  rays are emitted from the nucleus of the daughter nucleus,  $^{222}\text{Rn}$ , which is in an excited state.

" " " " "

.

.

.

.

.

....

....

.

.

.

1987, p. 109.

1988, p. 109.

1989, p. 109.

1990, p. 109.

1991, p. 109.

1992, p. 109.

1993, p. 109.

1994, p. 109.

1995, p. 109.

1996, p. 109.

1997, p. 109.

1998, p. 109.

1999, p. 109.

2000, p. 109.

2001, p. 109.

2002, p. 109.

2003, p. 109.

2004, p. 109.

2005, p. 109.

2006, p. 109.

2007, p. 109.

2008, p. 109.

2009, p. 109.

2010, p. 109.

2011, p. 109.

2012, p. 109.

2013, p. 109.

2014, p. 109.

2015, p. 109.

2016, p. 109.

2017, p. 109.

2018, p. 109.

2019, p. 109.

2020, p. 109.

2021, p. 109.

2022, p. 109.

2023, p. 109.

2024, p. 109.

2025, p. 109.



•

•

•

•••

•

•

•

•••

•

•

•

•••

•

•

•

•••

•

•

•

•••

•

•

•

•••

•

•

•

•••

•

•

•

•••

•

•

•

•••

•

•

•

•••

•

•

•

•••

•

•

•

•••

•

•

•

•••

•

•

•

•••

•

•

•

•••

•

•

•

•••

•

•

•

•••

•

•

•

•••

•

•

•

•••

•

•

•

•••

•

•

•

•••

•

•

•

•••

•

•

•

•••

•

•

•

•••





..

" :

"

:

.

...

-

:

..

-

..

..

.

.

.

.

.

.

.

.

...

.

.

.

..

.

.

.

.

.

..

.

.

.

.

.

.

.

.

.

.

.

.

"

:

—

"

.

.

"

:

"

.

\* \* \* \* \*

الصحراء

.

.

.

.

.

.

.

.

.

.

.

...

.



Figure 1. A 3D plot showing the relationship between the number of species (S) and the number of individuals (N) for 10 different species. The plot shows two distinct clusters of points, one at lower N and S values, and another at higher N and S values. The axes are labeled 'Number of individuals' (ranging from 0 to 100) and 'Number of species' (ranging from 0 to 10).

.....

.....

.....

.....

.....

.....

.....

.....

.....

.....

.....

.....

.....

.....

.....

.....

.....

.....

.....

.....

the  $\mathbb{R}^n$  is the  $n$ -dimensional volume of the region  $R$  bounded by  $S$ . The volume of a region  $R$  is denoted by  $V(R)$ .

Let  $R$  be a region in  $\mathbb{R}^n$  with boundary  $S$ . Let  $\mathbf{r}$  be a vector field in  $\mathbb{R}^n$ . The flux of  $\mathbf{r}$  through  $S$  is denoted by  $\Phi(\mathbf{r}, S)$ .

Let  $R$  be a region in  $\mathbb{R}^n$  with boundary  $S$ . Let  $\mathbf{r}$  be a vector field in  $\mathbb{R}^n$ . The divergence of  $\mathbf{r}$  in  $R$  is denoted by  $\text{div} \mathbf{r}$ .

Let  $R$  be a region in  $\mathbb{R}^n$  with boundary  $S$ . Let  $\mathbf{r}$  be a vector field in  $\mathbb{R}^n$ . The divergence theorem states that

$$\Phi(\mathbf{r}, S) = \int_R \text{div} \mathbf{r} \, dV$$

where  $dV$  is the  $n$ -dimensional volume element. The divergence theorem is a generalization of Gauss's theorem in three dimensions.

Let  $R$  be a region in  $\mathbb{R}^n$  with boundary  $S$ . Let  $\mathbf{r}$  be a vector field in  $\mathbb{R}^n$ . The divergence theorem can be used to evaluate the flux of  $\mathbf{r}$  through  $S$  if the divergence of  $\mathbf{r}$  is known.

Let  $R$  be a region in  $\mathbb{R}^n$  with boundary  $S$ . Let  $\mathbf{r}$  be a vector field in  $\mathbb{R}^n$ . The divergence theorem can be used to evaluate the volume of  $R$  if the divergence of  $\mathbf{r}$  is known.

Let  $R$  be a region in  $\mathbb{R}^n$  with boundary  $S$ . Let  $\mathbf{r}$  be a vector field in  $\mathbb{R}^n$ . The divergence theorem can be used to evaluate the surface area of  $S$  if the divergence of  $\mathbf{r}$  is known.

Let  $R$  be a region in  $\mathbb{R}^n$  with boundary  $S$ . Let  $\mathbf{r}$  be a vector field in  $\mathbb{R}^n$ . The divergence theorem can be used to evaluate the center of mass of  $R$  if the divergence of  $\mathbf{r}$  is known.

Let  $R$  be a region in  $\mathbb{R}^n$  with boundary  $S$ . Let  $\mathbf{r}$  be a vector field in  $\mathbb{R}^n$ . The divergence theorem can be used to evaluate the moment of inertia of  $R$  if the divergence of  $\mathbf{r}$  is known.

Let  $R$  be a region in  $\mathbb{R}^n$  with boundary  $S$ . Let  $\mathbf{r}$  be a vector field in  $\mathbb{R}^n$ . The divergence theorem can be used to evaluate the surface area of  $S$  if the divergence of  $\mathbf{r}$  is known.

Let  $R$  be a region in  $\mathbb{R}^n$  with boundary  $S$ . Let  $\mathbf{r}$  be a vector field in  $\mathbb{R}^n$ . The divergence theorem can be used to evaluate the volume of  $R$  if the divergence of  $\mathbf{r}$  is known.

Let  $R$  be a region in  $\mathbb{R}^n$  with boundary  $S$ . Let  $\mathbf{r}$  be a vector field in  $\mathbb{R}^n$ . The divergence theorem can be used to evaluate the flux of  $\mathbf{r}$  through  $S$  if the divergence of  $\mathbf{r}$  is known.

Let  $R$  be a region in  $\mathbb{R}^n$  with boundary  $S$ . Let  $\mathbf{r}$  be a vector field in  $\mathbb{R}^n$ . The divergence theorem can be used to evaluate the center of mass of  $R$  if the divergence of  $\mathbf{r}$  is known.

Let  $R$  be a region in  $\mathbb{R}^n$  with boundary  $S$ . Let  $\mathbf{r}$  be a vector field in  $\mathbb{R}^n$ . The divergence theorem can be used to evaluate the moment of inertia of  $R$  if the divergence of  $\mathbf{r}$  is known.

Let  $R$  be a region in  $\mathbb{R}^n$  with boundary  $S$ . Let  $\mathbf{r}$  be a vector field in  $\mathbb{R}^n$ . The divergence theorem can be used to evaluate the surface area of  $S$  if the divergence of  $\mathbf{r}$  is known.







Figure 1: A 3D scatter plot showing the distribution of points.

The figure shows a 3D scatter plot of data points. The axes are labeled 'x', 'y', and 'z'. The points are distributed in a roughly rectangular shape, with a higher density of points in the lower-left region.



•

•

•

•

•

•

•

•

•

•

••

•

•

•

•

•••

•

•

•

••

•

•

1. The first step in the process of identifying a problem is to define the problem clearly. This involves identifying the symptoms and the underlying causes of the problem.

2. Once the problem has been defined, the next step is to gather information. This involves collecting data, identifying relevant stakeholders, and understanding the context of the problem.

3. The third step is to analyze the information. This involves identifying the key issues, evaluating the data, and determining the root causes of the problem.

4. The fourth step is to develop a plan. This involves identifying the goals, objectives, and strategies for addressing the problem.

5. The fifth step is to implement the plan. This involves putting the plan into action and monitoring progress.

6. The sixth step is to evaluate the results. This involves assessing the effectiveness of the plan and making adjustments as needed.

7. The seventh step is to report the results. This involves communicating the findings and recommendations to the relevant stakeholders.

8. The eighth step is to review the process. This involves reflecting on the experience and identifying lessons learned for future reference.

...

.

.

.

"

"

.

.

.

"

"

.....

.

.

.

.

.

.

.

"

"

"

.

.

.

"

.....

.

.

.



1. The first part of the document is a list of names, including "John Doe", "Jane Smith", and "Bob Johnson". These names are listed in a specific order, likely corresponding to the entries in the following table.

Name	Address	Phone Number	Email Address
John Doe	123 Main Street, New York, NY 10001	(212) 555-1234	john.doe@example.com
Jane Smith	456 Elm Street, Los Angeles, CA 90001	(213) 555-5678	jane.smith@example.com
Bob Johnson	789 Oak Street, Chicago, IL 60601	(312) 555-9012	bob.johnson@example.com
Emily White	321 Pine Street, San Francisco, CA 94101	(415) 555-3456	emily.white@example.com
Michael Brown	654 Cedar Street, Houston, TX 77001	(281) 555-7890	michael.brown@example.com
Sarah Green	987 Maple Street, Phoenix, AZ 85001	(602) 555-2345	sarah.green@example.com
David Lee	210 Birch Street, Philadelphia, PA 19101	(215) 555-6789	david.lee@example.com
Alice Black	543 Spruce Street, San Diego, CA 92101	(619) 555-0123	alice.black@example.com
James White	876 Willow Street, Austin, TX 78701	(512) 555-4567	james.white@example.com
Olivia Green	109 Ash Street, Portland, OR 97201	(503) 555-8901	olivia.green@example.com

2. The second part of the document is a list of addresses, including "123 Main Street, New York, NY 10001", "456 Elm Street, Los Angeles, CA 90001", and "789 Oak Street, Chicago, IL 60601". These addresses are listed in a specific order, likely corresponding to the entries in the following table.

Address	City	State	Zip Code
123 Main Street	New York	NY	10001
456 Elm Street	Los Angeles	CA	90001
789 Oak Street	Chicago	IL	60601
321 Pine Street	San Francisco	CA	94101
654 Cedar Street	Houston	TX	77001
987 Maple Street	Phoenix	AZ	85001
210 Birch Street	Philadelphia	PA	19101
543 Spruce Street	San Diego	CA	92101
876 Willow Street	Austin	TX	78701
109 Ash Street	Portland	OR	97201

3. The third part of the document is a list of phone numbers, including "(212) 555-1234", "(213) 555-5678", and "(312) 555-9012". These phone numbers are listed in a specific order, likely corresponding to the entries in the following table.

Phone Number	Area Code	Number
(212) 555-1234	212	555-1234
(213) 555-5678	213	555-5678
(312) 555-9012	312	555-9012
(415) 555-3456	415	555-3456
(281) 555-7890	281	555-7890
(602) 555-2345	602	555-2345
(215) 555-6789	215	555-6789
(619) 555-0123	619	555-0123
(512) 555-4567	512	555-4567
(503) 555-8901	503	555-8901

4. The fourth part of the document is a list of email addresses, including "john.doe@example.com", "jane.smith@example.com", and "bob.johnson@example.com". These email addresses are listed in a specific order, likely corresponding to the entries in the following table.

Email Address	First Name	Last Name
john.doe@example.com	John	Doe
jane.smith@example.com	Jane	Smith
bob.johnson@example.com	Bob	Johnson
emily.white@example.com	Emily	White
michael.brown@example.com	Michael	Brown
sarah.green@example.com	Sarah	Green
david.lee@example.com	David	Lee
alice.black@example.com	Alice	Black
james.white@example.com	James	White
olivia.green@example.com	Olivia	Green



1. The first step in the process of identifying a problem is to recognize that a problem exists. This is often done by comparing current performance with a desired state or goal. For example, a manager might notice that sales are declining or that customer satisfaction is low. Once a problem is identified, the next step is to define it clearly and specifically. This involves determining the scope of the problem, its causes, and its effects. A clear definition of the problem is essential for developing an effective solution.

2. The second step in the process is to analyze the problem. This involves gathering information about the problem and its context. This information can be obtained through observation, interviews, and research. The goal of this step is to understand the underlying causes of the problem and to identify the factors that are contributing to it. This information is then used to develop a hypothesis about the cause of the problem.

3. The third step in the process is to generate potential solutions. This involves brainstorming ideas and evaluating them based on their feasibility and effectiveness. This step is often done in a group setting, where team members can share their ideas and provide feedback. The goal of this step is to identify a solution that is both practical and effective.

4. The fourth step in the process is to implement the solution. This involves putting the solution into action and monitoring its progress. This step is often done in a systematic and organized manner, with clear roles and responsibilities assigned to team members. The goal of this step is to ensure that the solution is implemented correctly and that it leads to the desired outcome.

5. The fifth and final step in the process is to evaluate the results. This involves comparing the actual results of the solution with the desired outcome. This step is often done using a variety of metrics and tools, such as surveys, interviews, and data analysis. The goal of this step is to determine whether the solution was effective and to identify any areas for improvement.







.

:

.

-

.

-

.

.

-

.

.

.

!!

.

:

.

.

.

-





.

.

.

.

.

.

.

.

.

.

..

.

.

.

..

.

"

"

..

.

.





!...

. . . . .

.

.

. . . . .

. . . . .

.

.

: . . . .

-

...

. . . . .

.

.

.

.

.

.

.

.

1

2

3

4

5

6

7

8

9

10

11

12

13

14

15

16

17

18

19

20

21

22

23

24

25

26

27

28

29

30

.

:

.

.

-

.

.

.

.

.

..

.

.

-

.

.

...

.

...

...

.

...

..

...

.

:

.

-

1. The first part of the document discusses the importance of maintaining accurate records of all transactions and activities. It emphasizes that proper record-keeping is essential for transparency and accountability, particularly in the context of public administration and government operations. This section also highlights the role of technology in streamlining record management processes and reducing the risk of data loss or corruption.

2. The second part of the document focuses on the implementation of robust internal controls and risk management frameworks. It outlines the need for regular audits and assessments to identify potential vulnerabilities and ensure compliance with relevant laws and regulations. This section also discusses the importance of fostering a culture of integrity and ethical behavior within the organization, supported by clear policies and procedures.

3. The third part of the document addresses the challenges of data security and privacy protection in the digital age. It emphasizes the need for strong cybersecurity measures, including encryption, access controls, and regular security updates, to safeguard sensitive information from unauthorized access and cyber threats. This section also discusses the importance of data governance and the implementation of privacy policies that align with international standards and best practices.

4. The fourth part of the document discusses the role of stakeholder engagement and communication in achieving organizational goals. It emphasizes the need for transparency and open communication with all stakeholders, including employees, customers, and the public. This section also discusses the importance of regular reporting and updates to keep stakeholders informed about the organization's performance and activities.

5. The fifth and final part of the document provides a summary of the key findings and recommendations. It reiterates the importance of continuous improvement and the need for ongoing monitoring and evaluation of all processes and systems. The document concludes by expressing confidence in the organization's ability to meet its obligations and deliver high-quality services to its stakeholders.

.

.

.

.

.

.

.

.

.

.

.

.







.

.

.

.

.

.

.

.

.

.

.

.

.

.

.

.

.

.

.

.

.

.

.

.

.

.

.

.

.

.

.

.

.

.

.

.

.

.

.

.

.

.

.

.

.

.

.

.

.

.

.

.

.

.

.

.

.

.

.

.

.

.

.

.

.

.

.

.

.

.

.

.

.

.

.

.

.

.

.

.

.

.

.

.

.

.

.

.

.

.

.

.

.

.

.

.

.

.

.

.

.

.

.

.

.

.

.

.

.

.

.

.

.

.

.

.

.

.

.

.

.

.

.

.

.

.

.

.

.

.

.

.

.

.

.

.

.

.

.

.

.

.

.

.

.

.

.

.

.

.

.

.

.

.

.

.

.

.

.

.

.

.

.

.

.

.

.

.

.

.

.

.

.

.

.

.

.

.

.

.

.

.

.

.

.

.

.

.

.

.

.

.

.

.

.

.

.

.

.

.

.

.

.

.

.

.

.

.

.

.

.

.

.

.

.

.

.

.

.

.

.

.

.

.

.

.

.

.

.

.

.

.

.

.

.

.

.

.

.

.

.

.

.

.

.

.

.

.

.

.

.

.

.

.

.

.

.

.

.

.

.

.

.

.

.

.

.

.

.

.

.

.

.

.

.

.

.

.

.

.

.

.

.

.

.

.

.

.

.

.

.

.

.

.

.

.

.

.

.

.

.

.

.

.

.

.

.

.

.

.

.

.

.

.

.

.

.

.

.

.

.

.

.

.

.

.

.

.

.

.

.

.

.

.

.

.

.

.

.

.

.

.

.

.

.

.

.

.

.

.

.

.

.

.

.

.

.

.

.

.

.

.

.

.

.

.

.

.

.

.

.

.

.

.

.

.

.

.

.

.

.

.

.

.

.

.

.</

: .  
 . -  
 .  
 :  
 .. -  
 :  
 -  
 .  
 .  
 ..  
 :  
 ... -  
 :  
 -  
 .  
 .  
 .











•  $\frac{1}{2} \times \frac{1}{2} = \frac{1}{4}$  (probability of getting two heads)

•

•  $\frac{1}{2} \times \frac{1}{2} = \frac{1}{4}$  (probability of getting two tails)

•  $\frac{1}{2} \times \frac{1}{2} = \frac{1}{4}$

•

•

•

•

•

•

•

•

•

•

•

•

•

•



.

.

.

.

.

.

.

.

.

.

.

.

.

.

.

.

...

.

...

.

.

.

.

.

.

.

.

.

.

.

.

.

.

.

.....

.....

.....

.....

!....

.....

...

.

...

...

.

.

.

.

.

.

...

.

.

.

.

.

.

.

.

.

.

.

"

.

.

Date	Particulars	Rs.
1891		
1892		
1893		
1894		
1895		
1896		
1897		
1898		
1899		
1900		
1901		
1902		
1903		
1904		
1905		
1906		
1907		
1908		
1909		
1910		
1911		
1912		
1913		
1914		
1915		
1916		
1917		
1918		
1919		
1920		
1921		
1922		
1923		
1924		
1925		
1926		
1927		
1928		
1929		
1930		
1931		
1932		
1933		
1934		
1935		
1936		
1937		
1938		
1939		
1940		
1941		
1942		
1943		
1944		
1945		
1946		
1947		
1948		
1949		
1950		
1951		
1952		
1953		
1954		
1955		
1956		
1957		
1958		
1959		
1960		
1961		
1962		
1963		
1964		
1965		
1966		
1967		
1968		
1969		
1970		
1971		
1972		
1973		
1974		
1975		
1976		
1977		
1978		
1979		
1980		
1981		
1982		
1983		
1984		
1985		
1986		
1987		
1988		
1989		
1990		
1991		
1992		
1993		
1994		
1995		
1996		
1997		
1998		
1999		
2000		
2001		
2002		
2003		
2004		
2005		
2006		
2007		
2008		
2009		
2010		
2011		
2012		
2013		
2014		
2015		
2016		
2017		
2018		
2019		
2020		
2021		
2022		
2023		
2024		
2025		
2026		
2027		
2028		
2029		
2030		
2031		
2032		
2033		
2034		
2035		
2036		
2037		
2038		
2039		
2040		
2041		
2042		
2043		
2044		
2045		
2046		
2047		
2048		
2049		
2050		
2051		
2052		
2053		
2054		
2055		
2056		
2057		
2058		
2059		
2060		
2061		
2062		
2063		
2064		
2065		
2066		
2067		
2068		
2069		
2070		
2071		
2072		
2073		
2074		
2075		
2076		
2077		
2078		
2079		
2080		
2081		
2082		
2083		
2084		
2085		
2086		
2087		
2088		
2089		
2090		
2091		
2092		
2093		
2094		
2095		
2096		
2097		
2098		
2099		
2100		

.

.

.

.

.

.

.

.

.

.

.

.

.

.

.

.

•

•

•

•

•

—

—

—

—

•

”

•

•

...

•

”

•

•

—

—

•

•

•

•

•



... !...

.

.

.

...

"

"

...

...

...

.

..

.

.

.

.

.

.


" :  
"

.

.







• 1997年12月，在《人民日报》发表署名文章《中国要警惕“新左派”的泛滥》。

• 1998年12月，在《人民日报》发表署名文章《中国要警惕“新右派”的泛滥》。

• 1999年12月，在《人民日报》发表署名文章《中国要警惕“新自由主义”的泛滥》。

• 2000年12月，在《人民日报》发表署名文章《中国要警惕“新权威主义”的泛滥》。

• 2001年12月，在《人民日报》发表署名文章《中国要警惕“新法西斯主义”的泛滥》。

• 2002年12月，在《人民日报》发表署名文章《中国要警惕“新霸权主义”的泛滥》。

• 2003年12月，在《人民日报》发表署名文章《中国要警惕“新帝国主义”的泛滥》。

• 2004年12月，在《人民日报》发表署名文章《中国要警惕“新殖民主义”的泛滥》。

• 2005年12月，在《人民日报》发表署名文章《中国要警惕“新种族主义”的泛滥》。

• 2006年12月，在《人民日报》发表署名文章《中国要警惕“新宗教主义”的泛滥》。

• 2007年12月，在《人民日报》发表署名文章《中国要警惕“新性别主义”的泛滥》。





$\mathbb{R}^n$  and  $\mathbb{R}^m$  are the real coordinate spaces of dimension  $n$  and  $m$ , respectively. The origin of  $\mathbb{R}^n$  is denoted by  $0$ . The origin of  $\mathbb{R}^m$  is denoted by  $0$ . The origin of  $\mathbb{R}^n$  is denoted by  $0$ .

Let  $\mathcal{A}$  be a linear map from  $\mathbb{R}^n$  to  $\mathbb{R}^m$ . Let  $\mathcal{A}$  be a linear map from  $\mathbb{R}^n$  to  $\mathbb{R}^m$ . Let  $\mathcal{A}$  be a linear map from  $\mathbb{R}^n$  to  $\mathbb{R}^m$ .

Let  $\mathcal{A}$  be a linear map from  $\mathbb{R}^n$  to  $\mathbb{R}^m$ . Let  $\mathcal{A}$  be a linear map from  $\mathbb{R}^n$  to  $\mathbb{R}^m$ . Let  $\mathcal{A}$  be a linear map from  $\mathbb{R}^n$  to  $\mathbb{R}^m$ .

Let  $\mathcal{A}$  be a linear map from  $\mathbb{R}^n$  to  $\mathbb{R}^m$ . Let  $\mathcal{A}$  be a linear map from  $\mathbb{R}^n$  to  $\mathbb{R}^m$ . Let  $\mathcal{A}$  be a linear map from  $\mathbb{R}^n$  to  $\mathbb{R}^m$ .

Let  $\mathcal{A}$  be a linear map from  $\mathbb{R}^n$  to  $\mathbb{R}^m$ . Let  $\mathcal{A}$  be a linear map from  $\mathbb{R}^n$  to  $\mathbb{R}^m$ . Let  $\mathcal{A}$  be a linear map from  $\mathbb{R}^n$  to  $\mathbb{R}^m$ .

Let  $\mathcal{A}$  be a linear map from  $\mathbb{R}^n$  to  $\mathbb{R}^m$ . Let  $\mathcal{A}$  be a linear map from  $\mathbb{R}^n$  to  $\mathbb{R}^m$ . Let  $\mathcal{A}$  be a linear map from  $\mathbb{R}^n$  to  $\mathbb{R}^m$ .

Let  $\mathcal{A}$  be a linear map from  $\mathbb{R}^n$  to  $\mathbb{R}^m$ . Let  $\mathcal{A}$  be a linear map from  $\mathbb{R}^n$  to  $\mathbb{R}^m$ . Let  $\mathcal{A}$  be a linear map from  $\mathbb{R}^n$  to  $\mathbb{R}^m$ .

Let  $\mathcal{A}$  be a linear map from  $\mathbb{R}^n$  to  $\mathbb{R}^m$ . Let  $\mathcal{A}$  be a linear map from  $\mathbb{R}^n$  to  $\mathbb{R}^m$ . Let  $\mathcal{A}$  be a linear map from  $\mathbb{R}^n$  to  $\mathbb{R}^m$ .

Let  $\mathcal{A}$  be a linear map from  $\mathbb{R}^n$  to  $\mathbb{R}^m$ . Let  $\mathcal{A}$  be a linear map from  $\mathbb{R}^n$  to  $\mathbb{R}^m$ . Let  $\mathcal{A}$  be a linear map from  $\mathbb{R}^n$  to  $\mathbb{R}^m$ .



...

.

.

.

.

.

...

.

.

.

.

...

.

.

.

.

...

.

.

.

.

.







المدينة

.

.

...

.

.

.

.

.

.

.

!...

" "

...

" " : ..

1. The first step in the process of creating a business plan is to determine the purpose of the business. This involves identifying the market, the target audience, and the unique value proposition of the business. It is important to conduct thorough market research and to understand the competitive landscape. Once the purpose is clear, the next step is to develop a detailed business plan that outlines the financial projections, marketing strategy, and operational requirements. This plan should be realistic and achievable, and it should be updated regularly as the business evolves. Finally, it is essential to secure the necessary funding and resources to launch the business successfully. This may involve seeking investors, applying for loans, or bootstrapping the business. The key to success is to have a clear vision, a solid plan, and the resources to execute it.





.

.

.

..

.

.

.

.

.

.

-

.

-

.

-

.

.









...

...

...

.

.

:

-

.

.

.

.

.

.

.

.

.

:

...

:

.

-

-

.

.

.

.

.

.

.

.

.

.



" "

" "

" " "

. . .

.

.

.

.

.

.

!

.

.

.

.

.





...

-

.

-

.

.

-

.

...

.

...

...

...

...

...

...

...

...

.

.

.

.

!...

.

.

...

...

...

.

.

.

.

.

.

.

.

.

.

.

.

.

.

.

.

.

.

.

.

.

.

.

.

.

.

.

.

.

.

.

...

.

.

.





1. The first part of the document discusses the importance of maintaining accurate records of all transactions and activities. It emphasizes that proper record-keeping is essential for transparency and accountability, particularly in the context of public administration and government operations. This section also highlights the role of technology in streamlining record management processes and reducing the risk of errors or data loss.

2. The second part of the document addresses the challenges associated with data security and privacy. It outlines the need for robust security measures to protect sensitive information from unauthorized access, theft, or disclosure. This includes implementing strong encryption protocols, access controls, and regular security audits. Additionally, it discusses the importance of educating employees and stakeholders about data protection best practices and the potential consequences of data breaches.

3. The third part of the document focuses on the integration of data across different systems and departments. It recognizes that fragmented data can lead to inefficiencies and a lack of comprehensive insights. By promoting data interoperability and standardized formats, organizations can ensure that information is readily accessible and usable across the entire organization. This section also touches upon the importance of data governance and the establishment of clear policies and procedures for data management.

4. The fourth part of the document discusses the role of data in decision-making and performance analysis. It highlights how data-driven insights can help organizations identify trends, optimize operations, and make informed strategic decisions. This involves leveraging advanced analytics tools and techniques to extract meaningful information from large volumes of data. The section also emphasizes the importance of data quality and the need for regular data cleansing and validation to ensure the accuracy and reliability of the information used for analysis.

5. The fifth and final part of the document provides a summary of the key findings and recommendations. It reiterates the importance of a holistic approach to data management, encompassing record-keeping, security, integration, and analysis. The document concludes by encouraging organizations to embrace a data-driven culture and invest in the necessary resources and expertise to maximize the value of their data assets. It also suggests that ongoing monitoring and evaluation are essential to ensure that data management practices remain effective and aligned with organizational goals.





1

2

3

4

5

6

7

8

9

10

11

12

13

14

15

16

17

18

19

20

21

22

23

24

25

26

27

28

29

30

—

—

...

...

.

.

.

.

.

.

.

.

.

.

.

.




Figure 1. The relationship between the number of children and the number of hours worked per week. The data points are scattered, showing a general downward trend as the number of children increases.









.

.

.

.

.

.

..

: !...

.

.

.

.

.

.

.

...

.

.

.

.

.

.

.

.

"

.

.

!

...

.

.

;

!"

":

"

...

...

...

...

!...





.

.

.

.

.

.

.

.

.

.

...

.

...

...

.

.

.

.

.

.

.

.

.





•  $\frac{1}{2} \times \frac{1}{2} = \frac{1}{4}$  (probability of getting two heads)

•  $\frac{1}{2} \times \frac{1}{2} = \frac{1}{4}$  (probability of getting two tails)

•  $\frac{1}{2} \times \frac{1}{2} = \frac{1}{4}$  (probability of getting one head and one tail)

•  $\frac{1}{2} \times \frac{1}{2} = \frac{1}{4}$  (probability of getting one tail and one head)

•  $\frac{1}{2} \times \frac{1}{2} = \frac{1}{4}$  (probability of getting one head and one tail)

•  $\frac{1}{2} \times \frac{1}{2} = \frac{1}{4}$  (probability of getting one tail and one head)

•  $\frac{1}{2} \times \frac{1}{2} = \frac{1}{4}$  (probability of getting one head and one tail)

•  $\frac{1}{2} \times \frac{1}{2} = \frac{1}{4}$  (probability of getting one tail and one head)

•  $\frac{1}{2} \times \frac{1}{2} = \frac{1}{4}$  (probability of getting one head and one tail)

•  $\frac{1}{2} \times \frac{1}{2} = \frac{1}{4}$  (probability of getting one tail and one head)

•  $\frac{1}{2} \times \frac{1}{2} = \frac{1}{4}$  (probability of getting one head and one tail)

•  $\frac{1}{2} \times \frac{1}{2} = \frac{1}{4}$  (probability of getting one tail and one head)

•  $\frac{1}{2} \times \frac{1}{2} = \frac{1}{4}$  (probability of getting one head and one tail)

•  $\frac{1}{2} \times \frac{1}{2} = \frac{1}{4}$  (probability of getting one tail and one head)

•  $\frac{1}{2} \times \frac{1}{2} = \frac{1}{4}$  (probability of getting one head and one tail)

•  $\frac{1}{2} \times \frac{1}{2} = \frac{1}{4}$  (probability of getting one tail and one head)

.

.

.

.

.

.

.

.

.

.

:

"!....

.

"

.

.

!

.

.

.

.

! .

.

.

.

.

.

.

: .

...

-

. : .

-

: .

...

.

-



!

.

...

."

" ;

:

!

.

"

"

.

.

.

.

.

.

... ..

.

!...

.

..

!...

...

.







·

·

" ·

"

"

!....."

·

" ·

" ·

·

"

"

·

·

·

...

...

...

·



!...

" "

" :

"

" : ...

"!...



.

.

.

.

.

.

.

!...

!...

!... ..

.

.

.

.


.











\* \* \* \* \*

القيامة

...

-

.

.

.

.

-

.

.

.

.

.

.

-

.

.

.

.

.

.

.

.

.

.

.

.....

.







...

( )

!











!...



.

.

.

.

.

.

.

.

.

.

.

.

.

.

.

.

—

—

.

.

.









Figure 1. The relationship between the number of children and the number of hours per week spent on child care.

.

.

.

.

.

.

.

.

.

.

.

.

.

.







—

.

.

.

.

.

.

.

...

.

.

.

.

.




Figure 1.10: A scatter plot showing the relationship between the number of children and the number of hours worked per week. The x-axis is labeled "Number of children" and ranges from 0 to 10. The y-axis is labeled "Hours worked per week" and ranges from 0 to 60. The data points are: (0, 50), (1, 45), (2, 40), (3, 35), (4, 30), (5, 25), (6, 20), (7, 15), (8, 10), (9, 5), and (10, 0). The points form a downward-sloping linear trend.

...

.

.

:

.

.

.

.

.

.

.

.

.

.

.

.

.

.

.

.

.



.

!...

.

.

.

:

!....

-

.

...

.

.

.

.

...

-

.

-

.







1. The first part of the document discusses the importance of maintaining accurate records of all transactions and activities. It emphasizes that proper record-keeping is essential for transparency and accountability, particularly in the context of public administration and government operations. The text notes that without reliable records, it becomes difficult to track expenditures, assess performance, and ensure that resources are being used effectively and efficiently.

2. The second part of the document addresses the challenges associated with data collection and analysis. It highlights that gathering accurate and timely data can be a complex task, often requiring significant resources and expertise. The text discusses various methods for data collection, including surveys, interviews, and the use of digital tools, and notes that each method has its own strengths and limitations. Additionally, it points out that data analysis is a critical step in understanding the underlying trends and patterns in the data, and that this process often requires specialized software and statistical knowledge.

3. The third part of the document focuses on the importance of data security and privacy. It stresses that as organizations collect and store large amounts of data, they must take appropriate measures to protect this information from unauthorized access, loss, or theft. The text discusses various security protocols, such as encryption, access controls, and regular security audits, and notes that these measures are essential for maintaining the trust of stakeholders and ensuring compliance with relevant regulations. It also mentions that data privacy is a key concern for individuals, and that organizations must be transparent about how they collect, use, and share data.

4. The fourth part of the document discusses the role of data in decision-making and strategic planning. It notes that data-driven insights can provide valuable information that helps organizations make more informed decisions and develop effective strategies. The text highlights that by analyzing historical data and identifying trends, organizations can better understand their current position and anticipate future opportunities and challenges. It also mentions that data can be used to evaluate the performance of different initiatives and programs, allowing organizations to make adjustments and optimize their operations based on evidence.

5. The fifth and final part of the document concludes by emphasizing the need for a data-driven culture within organizations. It suggests that for data to be truly effective, it must be integrated into the organization's core values and processes. This involves promoting a mindset of continuous learning and improvement, where data is used to inform decisions at all levels of the organization. The text also notes that investing in data literacy training for employees is crucial for ensuring that everyone is equipped with the skills needed to work effectively with data. Finally, it reiterates the importance of maintaining high standards of data quality and integrity throughout the entire data lifecycle.

1.  $\frac{1}{2}$

2.  $\frac{1}{2}$

3.  $\frac{1}{2}$

4.  $\frac{1}{2}$

5.  $\frac{1}{2}$

6.  $\frac{1}{2}$

7.  $\frac{1}{2}$

8.  $\frac{1}{2}$

9.  $\frac{1}{2}$

10.  $\frac{1}{2}$

11.  $\frac{1}{2}$

12.  $\frac{1}{2}$

13.  $\frac{1}{2}$

14.  $\frac{1}{2}$

15.  $\frac{1}{2}$

16.  $\frac{1}{2}$

17.  $\frac{1}{2}$

18.  $\frac{1}{2}$

19.  $\frac{1}{2}$

20.  $\frac{1}{2}$

21.  $\frac{1}{2}$

22.  $\frac{1}{2}$

23.  $\frac{1}{2}$

24.  $\frac{1}{2}$

25.  $\frac{1}{2}$

26.  $\frac{1}{2}$

27.  $\frac{1}{2}$

28.  $\frac{1}{2}$

29.  $\frac{1}{2}$

30.  $\frac{1}{2}$

31.  $\frac{1}{2}$

32.  $\frac{1}{2}$

33.  $\frac{1}{2}$

34.  $\frac{1}{2}$

35.  $\frac{1}{2}$

36.  $\frac{1}{2}$

37.  $\frac{1}{2}$

38.  $\frac{1}{2}$

39.  $\frac{1}{2}$

40.  $\frac{1}{2}$

41.  $\frac{1}{2}$

42.  $\frac{1}{2}$

43.  $\frac{1}{2}$

44.  $\frac{1}{2}$

45.  $\frac{1}{2}$

46.  $\frac{1}{2}$

47.  $\frac{1}{2}$

48.  $\frac{1}{2}$

49.  $\frac{1}{2}$

50.  $\frac{1}{2}$

51.  $\frac{1}{2}$

52.  $\frac{1}{2}$

53.  $\frac{1}{2}$

54.  $\frac{1}{2}$

55.  $\frac{1}{2}$

56.  $\frac{1}{2}$

57.  $\frac{1}{2}$

58.  $\frac{1}{2}$

59.  $\frac{1}{2}$

60.  $\frac{1}{2}$

61.  $\frac{1}{2}$

62.  $\frac{1}{2}$

63.  $\frac{1}{2}$

64.  $\frac{1}{2}$

65.  $\frac{1}{2}$

66.  $\frac{1}{2}$

67.  $\frac{1}{2}$

68.  $\frac{1}{2}$

69.  $\frac{1}{2}$

70.  $\frac{1}{2}$

71.  $\frac{1}{2}$

72.  $\frac{1}{2}$

73.  $\frac{1}{2}$

74.  $\frac{1}{2}$

75.  $\frac{1}{2}$

76.  $\frac{1}{2}$

77.  $\frac{1}{2}$

78.  $\frac{1}{2}$

79.  $\frac{1}{2}$

80.  $\frac{1}{2}$

81.  $\frac{1}{2}$

82.  $\frac{1}{2}$

83.  $\frac{1}{2}$

84.  $\frac{1}{2}$

85.  $\frac{1}{2}$

86.  $\frac{1}{2}$

87.  $\frac{1}{2}$

88.  $\frac{1}{2}$

89.  $\frac{1}{2}$

90.  $\frac{1}{2}$

91.  $\frac{1}{2}$

92.  $\frac{1}{2}$

93.  $\frac{1}{2}$

94.  $\frac{1}{2}$

95.  $\frac{1}{2}$

96.  $\frac{1}{2}$

97.  $\frac{1}{2}$

98.  $\frac{1}{2}$

99.  $\frac{1}{2}$

100.  $\frac{1}{2}$

1. The first step in the process of identifying a problem is to recognize that a problem exists. This is often done by comparing current performance to a desired state or goal. For example, a manager might notice that sales are declining or that customer satisfaction is low. Once a problem is identified, the next step is to define it more precisely. This involves determining the scope of the problem, its causes, and its effects. For instance, a manager might define a problem as "a 10% decrease in sales over the last quarter, primarily due to a loss of market share in the competitive market." The third step is to analyze the problem. This involves gathering data, identifying key factors, and determining the underlying causes. For example, a manager might analyze sales data to identify trends, compare performance to competitors, and identify areas where the company is losing market share. The fourth step is to generate potential solutions. This involves brainstorming ideas and evaluating their feasibility. For instance, a manager might consider solutions such as increasing marketing efforts, improving product quality, or offering discounts to attract customers. The fifth step is to select a solution. This involves evaluating the potential solutions and choosing the one that is most likely to solve the problem. For example, a manager might choose to increase marketing efforts because it is the most cost-effective and likely to result in a significant increase in sales. The sixth step is to implement the solution. This involves putting the chosen solution into action and monitoring its progress. For instance, a manager might implement a new marketing campaign and track sales and customer satisfaction over time. The seventh step is to evaluate the results. This involves comparing the actual results to the desired state and determining whether the problem has been solved. For example, a manager might evaluate sales and customer satisfaction data to see if the marketing campaign has resulted in an increase in sales and customer satisfaction. If the problem has not been solved, the manager may need to re-evaluate the solution and try a different approach.







!...

!...

!...

!





.

.

.

...

.....

\* \* \* \* \*

-

-

-